

Home > Charger/Adaptor > Gold Mount

S-3822A | 2-ch Gold Mount Fast Charger



- > Charging Gold Mount batteries
- > 2-ch simultaneous charging
- > 3A charging current per channel
- > LED charging indicators
- > Support AC to 4-pin XLR output
- > Light weight and portable



MSRP Ex TAX / Shipping

[Features](#) [Specifications](#) [Download](#) [What's in box](#) [Optional accessory](#) [Related](#)

2-ch Simultaneous Charger

Charging current: 3A per channel

The portable charger S-3822A can charge 2 Gold mount batteries simultaneously. The charging output is DC 16.8V, 3A×2



LED Charging Indicators

S-3822A has LED charging indicators on the front panel, indicates the real time capacity of each channel by different colors:
 Display Red: Battery is charging, capacity below 80%;
 Display Yellow: Battery is charging, capacity above 80%;
 Display Green: Charging finished.

AC-DC Adapting Output

S-3822A has a 4-pin XLR female connector on the front panel. Connected with SWIT S-7102 XLR female to male cable (optional purchase), the S-3822A can be used as AC-DC adaptor of DC 15V, 6A, 90W output. Please note the AC-DC adapting output will not work when battery is charging.



SWIT Electronics Europe GmbH

Heerdterbuschstrasse 10 / HALLE 9,
 41460 Neuss, NRW Germany
 VAT: DE308323924
 WEEE-Reg.-Nr. DE 37399843
 Email: info@swit-europe.com

Email Newsletter

Please enter Email address below and subscribe our newsletters.

[Privacy Policy](#)

[leave a message](#)

S-3822A/S

2-ch Simultaneous Battery Charger & Adaptor



S-3822A
for Gold Mount



S-3822S
for V-Mount

Features


- ◆ Portable battery charger
- ◆ 2-ch simultaneous charging
- ◆ 3A charging current per channel
- ◆ LED charging indicators
- ◆ Support AC to 4-pin XLR output

Specifications:

Input	100~240VA, 50/60Hz
Power	136W(Max)
Charging Output	DC 16.8V, 3A(Max)×2
Adapting Output	DC 15V, 6A(Max)
Working Temperature	0°C ~ +40°C
Working Humidity	10%~90%
Dimension	228mm×140mm×86mm(S-3822A) 228mm×140mm×120mm(S-3822S)
Weight	Appx 1.0kg



Can charge 2x **V-mount / Gold mount** batteries simultaneously. The charging output is DC **16.8V, 3Ax2**



LED indicates the charging status for each channel:
Red: on charging, < 80%;
Yellow: on charging, ≥80%;
Green: charging finished.



AC-DC adapting output via 4-pin XLR female connector. Offer DC **15V, 6A, 90W** output. (will not output when battery is charging)

SWIT Electronics Co., Ltd.

Website: www.swit.cc

Email: contact@swit.cc

Tel: +86 2585805753

Fax: +86 2585805296

Distributed by:

DC OUT

Max 72W


14.4V, 5A



Remove batteries
to enable DC out

L

R





SWIT®

MODEL:
S-3822A

DUAL CHANNEL

L R



DC OUT
Max 90W
15V, 6A



Remove batteries
to enable DC out

SWIT®

S-8183A

14.4V 240Wh/16.7Ah

Li-ion Battery

High Load Fast Charge



SWIT ELECTRONICS CO., LTD.
www.swit.cc



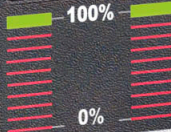
SWIT[®]

MODEL:
S-3822A

↑ DUAL CHANNEL ↑

L

R



DC OUT

Max 90W
15V, 6A



Remove batteries
to enable DC out