


S-3812A | 2-ch Gold mount Super Fast Charger



- > 2-ch simultaneous charging
- > Identify battery type and adjust charging method
- > 6A fast charging for SWIT 160Wh and above batteries
- > 3A charging for normal batteries
- > Support AC to 4-pin XLR output
- > Support battery to 4-pin XLR output
- > LCD display charging/adapting info



 MSRP Ex TAX / Shipping

Features Specifications Download What's in box Optional accessory Related

Dual-channel Fast Charger

Max charging current: 6A

S-3812A can charge 2 Gold mount batteries simultaneously at Max 6A fast charging current, to SWIT ≥ 160Wh batteries. The charging speed is quite faster than normal chargers. The following battery models support 6A fast charging: PB-S220A, PB-H260A, S-8180A, S-8113A, S-8183A. And for other batteries, the charging current is 3A.



Charging time comparison

Battery Capacity	160Wh	220Wh	240Wh	260Wh	290Wh
2A normal charger	6h 20m	8h 30m	9h 30m	9h 55m	10h 30m
3A fast charger	4h 15m	6h 15m	6h 45m	7h 10m	7h 40m
S-3812 6A Super fast charger	2h 35m	3h 30m	3h 50m	4h 15m	4h 50m

AC-DC Adapting Output

S-3812A supports 1-ch AC-DC adapting output via 4-pin XLR port. By S-7102 (4-pin XLR female to male) cable, it can supply 16.8V DC power to the other equipments, Max load 200W/12A. When adapting load is less than 100W, S-3812A can still charge battery simultaneously. (2 batteries sequential)
Remark: S-7102 cable is optional purchased.



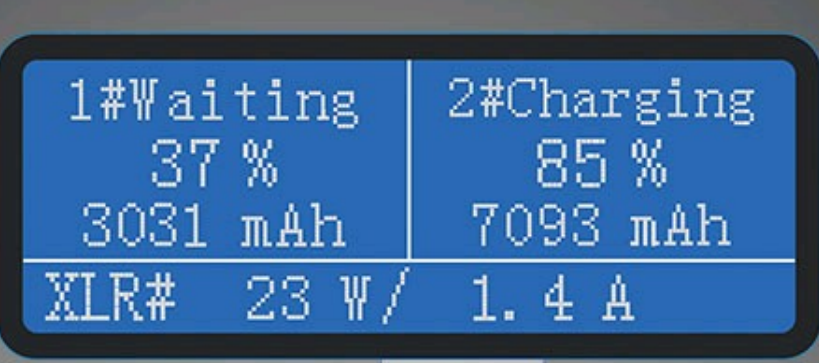
Battery-DC Adapting Output

You can also mount batteries onto S-3812A, and output DC power via 4-pin XLR port. By S-7102 (4-pin XLR female to male) cable, it can supply 16.8V DC power to the other equipments, Max load 200W/12A
Remark: S-7102 cable is optional purchased.



LCD Charging Info Display

S-3812A has an LCD screen to display the real time charging/adapting information, includes:
Battery Charging/Discharging status
Real time Voltage/Current
Adapting output current and power



3-color LED Indicators

- S-3812A has the 3-color LED indicators for both 2 channels:
- Red light slowly flashes: The battery is charging
- Red light fast flashes: The battery is about to fully charged
- Green light constant: The battery is fully charged
- Green light flashes: The battery is adapting output
- Orange light flashes: Battery or Charger abnormal alert



SWIT Electronics Europe GmbH

Heerdterbuschstrasse 10 / HALLE 9,
41460 Neuss, NRW Germany
VAT: DE308323924
WEEE-Reg.-Nr. DE 37399843
Email: info@swit-europe.com

Email Newsletter

Please enter Email address below and subscribe our newsletters.

[Privacy Policy](#)

[leave a message](#)



SEARCH

- [Field LCD Monitor](#)
- [Rack-Mount Monitor](#)
- [Studio Monitor](#)
- [Power Station Box](#)
- [V-Mount Battery](#)
- [Gold-Mount Battery](#)
- [NP-1 Style Battery](#)
- [Charger / Adaptor](#)
- [Converter/Distributo](#)
- [Fiber Camera System](#)
- [Wireless Transmission System](#)
- [LED Light](#)
- [Battery for Sony](#)
- [Battery for Panasonic](#)
- [Battery for Canon](#)
- [Battery for JVC](#)
- [Accessories](#)
- [Gra-Vue Products](#)
- [AViPAS Products](#)
- [B-Stock & Clearance](#)
- [Dealers/ Rentals](#)
- [Sales Reps](#)
- [Shipping & Returns](#)
- [Material Safety Data Sheets](#)
- [FAQ](#)

[Home](#) > [Charger / Adaptor](#) > S-3812A Gold Mount Batter Charger

S-3812A Gold Mount Batter Charger



Item# S-3812A

\$650.00

Availability: Usually ships in 2-3 weeks

[Add to cart](#)

Product Description



S-3812A can charge 2 Gold mount batteries simultaneously at Max 6A fast charging current, to SWIT particular batteries. The charging speed is quite faster than normal chargers. The following battery models support 6A fast charging: S-8340A, S-8360A, D-8161A And for other batteries, the charging current is 3A.

Key Features:

- 2-ch simultaneous charging
- Identify battery type and adjust charging method
- 6A fast charging for SWIT particular batteries
- 3A charging for normal batteries
- Support AC to 4-pin XLR output
- Support battery to 4-pin XLR output
- LCD display charging/adapting info

Specifications:

Input	100~240VA, 50/60Hz
Power consumption	Max 260W
Charging output	DC 16.8V, Max 6A, 2-ch
Adapting output	DC 16.8V, Max 12A
Working temperature	0~+40°C
Working humidity	10%~90%
Dimensions	272mm x 246mm x 97mm
Weight	Approx. 1.85kg

Charging time comparison

Battery model	S-8340A	S-8360A	D-8161A	S-8110A	S-8160A	S-8180A
Capacity	160Wh	250Wh	190Wh	130Wh	190Wh	220Wh
Normal charging time	6h 20m	9h 30m	7h 40m	4h 45m	7h 40m	8h 30h
S-3812A charging time	2h 35m	3h 50m	2h 55m	3h 25m	5h 05m	5h 55m

AC-DC Adapting Output

S-3812A supports 1-ch AC-DC adapting output via 4-pin XLR port. By S-7102 (4-pin XLR female to male) cable, it can supply 16.8V DC power to the other equipments, Max load 200W/12A. When adapting load is less than 100W, S-3812A can still charge battery simultaneously. (2 batteries sequential). **Remark:** [S-7102](#) cable is optional purchased.



Battery-DC Adapting Output

You can also mount batteries onto S-3812A, and output DC power via 4-pin XLR port. By S-7102 (4-pin XLR female to male) cable, it can supply 16.8V DC power to the other equipments, Max load 200W/12A. **Remark:** [S-7102](#) cable is optional purchased.




LCD Charging Info Display

S-3812A has an LCD screen to display the real time charging/adapting information, includes:

- Battery Charging/Discharging status
- Real time capacity and percentage
- Real time Voltage/Current
- Remaining time to fully charged
- Remaining time to fully discharged
- Battery cycle times
- Adapting output current and power


Remark: The battery info display only available with SWIT digital Li-ion batteries: S-8320A; S-8340A; S-8360A; D-8161A. For other non-digital batteries, the charger will only display real time voltage and current.



3-color LED Indicators

S-3812A has the 3-color LED indicators for both 2 channels:

- Red light slowly flashes: The battery is charging
- Red light fast flashes: The battery is about to fully charged
- Green light constant: The battery is fully charged
- Green light flashes: The battery is adapting output
- Orange light flashes: Battery or Charger abnormal alert



Warranty Period: Two years conditional.


User Manual:

[S-3812A User Manual](#)



S-3812A/S

2-ch Simultaneous Fast Charger and Adaptor



S-3812A: for Gold mount batteries
S-3812S: for V-mount batteries

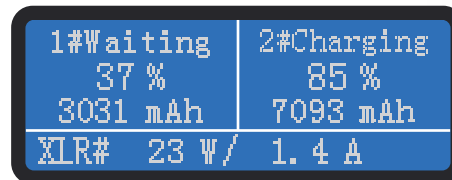
- ◆ 2-ch simultaneously charging
- ◆ 6A fast charging for SWIT S-8340/8360; S-8113/8180/8183; D-8161
- ◆ 3A charging for other SWIT batteries
- ◆ AC to 4-pin XLR adapting output
- ◆ Battery to 4-pin XLR adapting output
- ◆ Real-time Charging/Adapting info display
- ◆ V-mount / Gold mount option

Power	Max 260W
Input	AC 100V-240V, 50/60Hz
Charging output	DC16.8V, 6A×2 for SWIT S-8340/8360/8113/8180/8183, D-8161 DC16.8V, 3A×2 for other SWIT batteries
Adapting output	DC 16.8V, Max 12A/200W
Dimension	272×246×97mm

Real time Charging info display

Battery info

- Charging/Discharging status
- Real time capacity and percentage
- Real time Voltage/Current
- Remaining time to fully charged
- Remaining time to fully discharged
- Battery cycle times



Remark: The battery info display only available with SWIT digital Li-ion batteries: S-8320 / S-8340 / S-8360 / D-8161.
 For other non-digital batteries, the charger will only display real time voltage and current.

Adaptor output status

- Output current and power

4-pin XLR DC output




AC to DC adaptor

Battery to DC adaptor



SWIT Dual Channels Fast Charger







RS485



DC 11-16.8V Out, Max 12A



AC 100-240V IN

ON

OFF





RS485

DC 11-16.8V Out, Max 12A

AC 100-240V IN

ON

OFF

I

O