


Home > Lighting > Panel LED

## PL-E90 | 90W Portable Bi-color SMD Panel LED light



- > 480pcs edge mounted SMD-LEDs
- > Unique 90° light guide technology
- > 90W power, 2200Lux @ 1meter
- > 0-100% flick-free dimming
- > 70° effective wide beam angle
- > 2700K-6500K continuously adjustable
- > Super high CRI Ra 98, TLCI 99
- > LCD display color, dimmer and battery info
- > DC 11-36V wide input voltage
- > Power by V-mount / Gold mount battery
- > Strong all-metal housing with U-stand
- > Provide portable 3-light kit
- > Optional 4-leaf barn door and 40° honeycomb



 MSRP Ex TAX / Shipping

Features | Specifications | Download | What's in box | Optional accessory | Related

### 480pcs Edge Mounted LEDs

Super thin, area light, soft and glareless

PL-E90 is specially designed for field portable lighting applications. 480pcs SMD-LEDs are mounted in the inner edge of the light frame, and with SWIT unique 90° light guide technology, PL-E90 can output bright, soft and equally spread light, meanwhile, the light body is slim enough and portable, which is an ideal light source for inter-view kit and field video productions.



### Laser Dots 90° Light Guide

High efficiency and super bright

The traditional edge mounted LED lights are always not so bright, because half of the light will go to the backside, even if there's reflection board, there's still a lot of light lost. SWIT innovative technology is to add laser dots with calculated spaces on the reflection glass, so that the multi angles of edge light will be converged on the laser dots, and output 90° to the front with minimum light lost. Then the slim edge mounted light can also be high brightness.



### 2200 Lux @ 1 meter

0-100% flick-free dimming

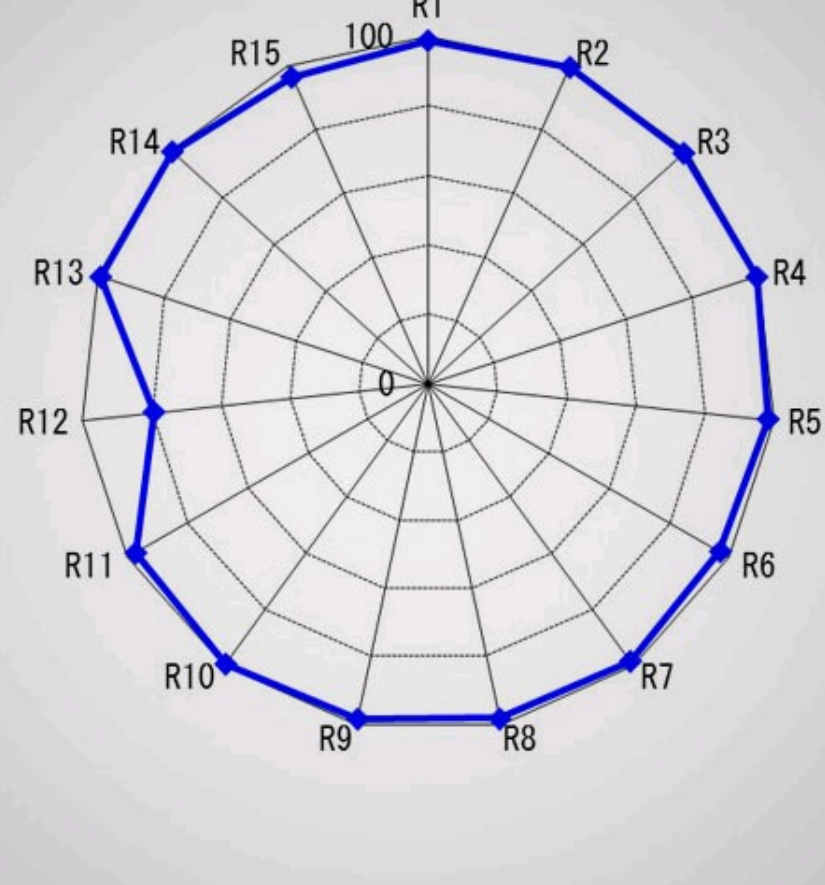

PL-E90 outputs 90W power, feeds 2200Lux luminance at 1 meter distance (center), much brighter than other similar size LED panels. The effective beam angle reaches 70°, bounded by 50% decline. PL-E90 also supports 0 to 100% PWM digital dimming, smoothly and non-flickering.



### Bi-color Temperature

2700K-6500K continuously adjustable

PL-E90 alternated with 2700K and 6500K LEDs, and the output color temperature can be continuously adjustable between 2700K and 6500K.



### High Color Reveal Ability

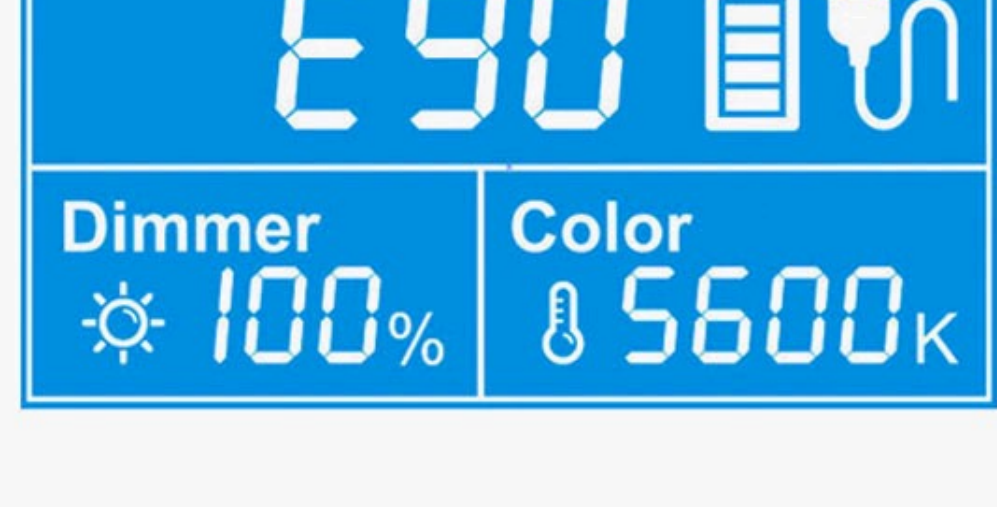
CRI Ra 98; TLCI 99

CRI (Color Rendering Index) is a measure of the ability of a light source to reveal the colors of various objects faithfully in comparison with a natural light source. And TLCI (Television Lighting Consistency Index) is special for the color reveal ability by camera sensor. Max value 100. The normal LED light has 80-85 CRI or TLCI, while PL-E90 offers the super high CRI at 98 and TLCI at 99, and will not lost the object original colors.

### LCD Screen Display

Dimmer / color / DMX channel, battery info

The rear LCD screen can display the current dimmer percentage, color temperature value, DMX channel and CH channel, and remaining battery indications.



### Quick Adjust Mode

By pressing the adjusting knob

PL-E90 supports quick adjusting brightness and color temperature: Press the Dimmer knob, it will switch from 1% stepping to 10% stepping, to quick adjust brightness; Press Color temperature knob, it will switch from 50K stepping to the following commonly used color temperature selection: 2700K / 3200K / 4500K / 5600K / 6500K.



### 11-36V Wide Input Voltage

By V-mount/Gold mount battery or 4-pin XLR

PL-E90 supports 11-36V wide range voltage input, with 4-pin XLR DC socket, and equipped with V-mount or Gold mount plate to power by batteries. (The default battery plate is V-mount.)

### Barn Door / Honeycomb

Optional purchase, Easy to assemble

PL-E90 has all-metal housing, and provides the 4-leaf metal barn door and 40° metal honeycomb accessories, easy to assemble. Barn door (Model # LA-HE90) and Honeycomb (Model # LA-GE90) are optional purchased.



### SWIT Electronics Europe GmbH

Heerdterbuschstrasse 10 / HALLE 9,  
41460 Neuss, NRW Germany  
VAT: DE308323924  
WEEE-Reg.-Nr. DE 37399843  
Email: info@swit-europe.com

### Email Newsletter

Please enter Email address below and subscribe our newsletters.

[Privacy Policy](#)

leave a message

# Portable Bi-color SMD Panel LED light PL-E90

# SWIT®




## ■ Introduction

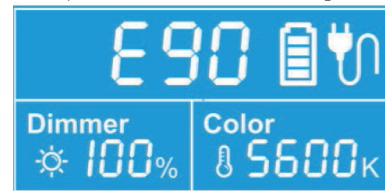
PL-E90 is specially designed for field portable lighting applications. 480pcs SMD-LEDs are mounted in the inner edge of the light frame, and with SWIT unique 90° light guide technology, PL-E90 can output bright, soft and equally spread light, meanwhile, the light body is slim enough and portable, which is an ideal light source for interview kit and field video productions.

## ■ Functions

- ◆ 480pcs edge mounted SMD-LEDs
- ◆ Unique 90° light guide technology
- ◆ 90W power, 2200Lux @ 1meter
- ◆ 0-100% flick-free dimming
- ◆ 70° effective wide beam angle
- ◆ 2700K-6500K continuously adjustable
- ◆ Super high CRI Ra 98, TLCI 99
- ◆ LCD display color, dimmer and battery info
- ◆ DC 11-36V wide input voltage
- ◆ Power by V-mount / Gold mount battery
- ◆ Strong all-metal housing with U-stand
- ◆ Provide portable 3-light kit
- ◆ Optional 4-leaf barn door and 40° honeycomb



SWIT innovation is to add laser dots with calculated spaces on the reflection glass, to converge the lights and output 90° to the front with minimum light lost.



LCD screen displays dimmer, color temperature value, and remaining battery status. Pressing the knobs can switch to quick adjusting mode.

## ■ Specifications

Model	PL-E90
LED	480pcs SMD LEDs
Illuminance	2200Lux @ 1m
Beam angle	70°(50% bounded)
Color Temp	2700K~6500K
CRI	98
TLCI	99
Power	90W
Voltage	DC11V~36V
Dimension	650×403×48mm
Lighting area	526×257mm
Weight	4.75kg

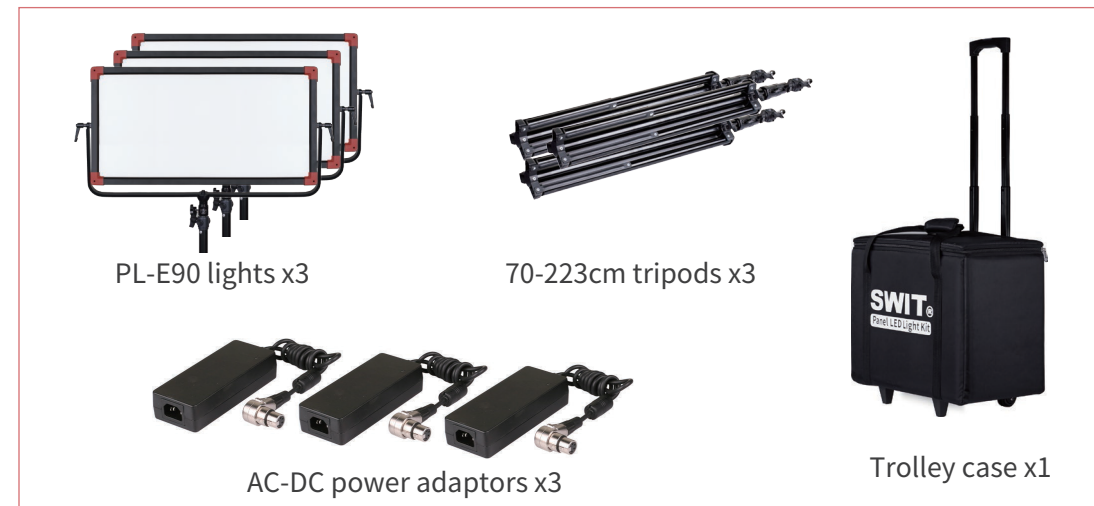
## ■ Optional Accessories>>



**LA-GE90**  
40° metal  
honeycomb

**LA-HE90**  
4-leaf metal  
barn door

## ■ Light kit



PL-E90 lights x3

70-223cm tripods x3

AC-DC power adaptors x3

Trolley case x1



**LED Panel Light**  
Model: PL-E90  
Power: DC 11-30V  
CRI: 98 TLCD: 99  
SWIT Electronics Co., Ltd.  
www.swit.co

ON/OFF SWIT COLOR 2700K-6500K  
E90  
Dimmer 100% Color 2700K  
DC 11-30V IN DIMMER 0-100%





**LED Panel Light**  
Model: PL-E90  
Power: DC 11-36V  
CRI: 98 TLCD: 99  
SWIT Electronics Co., Ltd.  
www.swit.cc

ON/OFF  
**SWIT**  
COLOR  
2700K-6500K  
DC 11-36V IN  
DIMMER  
0-100%

