


Home > Battery > V-mount

PB-S290S | 290Wh Multi-sockets Digital Battery Pack



- > Square shape design for Cine-cameras
- > 290Wh, 20.1Ah large capacity
- > At least 200W, 16A constant load
- > 4x D-tap output sockets
- > 1x USB 5V/2A power output sockets
- > 100W 6A super fast charging
- > OLED display accurate remaining run time
- > Display power info in both SONY & RED
- > Multiple circuit protections



 MSRP Ex TAX / Shipping

Features Specifications Download What's in box Optional accessory Related



Square shape design for Cine-cameras

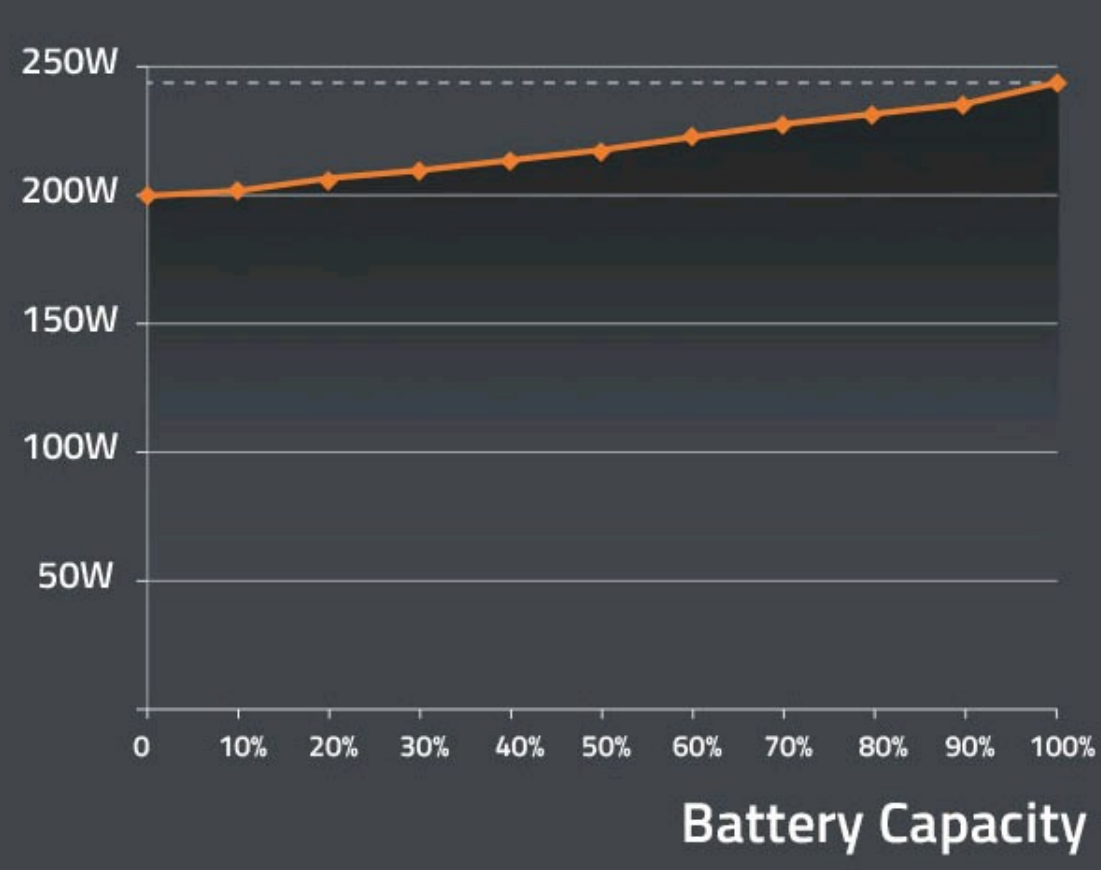
PB-S series camera batteries are compact designed, shorter than normal V/Gold mount batteries, and match perfectly with most of the Cine-cameras.

290Wh / 20.1Ah Capacity

Consists of 24pcs of high class 18650 battery cells, nominal voltage is 14.4V and reaches 290Wh / 20.1Ah high capacity. Can run approx 10 hours for normal ENG cameras and approx 3.5 hours for ARRI ALEXA.



Max Load



High Load for Cine Cameras

At least 200W / 16A load

PB-S290S provides at least 200W/16A high load even at 1% power, to drive high power Cine cameras and on-camera devices together. The high load cells will also ensure battery life comparing to normal load batteries if long time full load output.

4x D-tap, 1x USB

PB-S290S provides 4x D-tap output sockets with 10A/120W load, and 1x USB 5V/2A socket, to power other on-camera devices together.



100W 6A Fast Charging

Using SWIT 6A fast charger

PB-S290S supports 6A fast charging by SWIT PC-P461S or S-3812S fast charger, to save more than 50% charging time. The 290Wh PB-S290S battery can be charged from 0 to 80% after 2.5 hours, and fully charged within 3.8 hours.



Digital Power Info

OLED display accurate remaining run time

The build-in OLED can displays remaining power percentage, remaining working time, and battery cycle times, and support viewfinder info display on both SONY and RED cameras.



Display power percentage when the battery is free or during charging. Lightning icon is displayed during charging.



Display remaining running time when the battery is powering on camera or any devices. Press power check button can switch to power percentage display.



If the working time is less than ten hours, it will display 0-9:59; If the working time is more than 10 hours, it will display remaining working hours.



Long press power check button for 5 seconds, it will display battery cycle times.

Battery Protection Display

When any over load, over charging, short circuit, high/low temperature detected, the battery will protect itself and display protection information. You can take steps to re-active battery, to ensure the best battery condition and prolong battery life.



Over temperature protection, please remove the battery, and place at room temperature to recover.



Low temperature protection, please remove the battery, and place at room temperature to recover.



1. Over charging protection
2. Over load protection
3. Short circuit protection
Please remove the battery, check pin status, and the battery will recover automatically after 30 seconds.



E01/E02/E03: Not recoverable error, please contact manufacturers to repair, do not disassemble the battery by yourselves.

SWIT Electronics Europe GmbH

Heerdterbuschstrasse 10 / HALLE 9,
41460 Neuss, NRW Germany
VAT: DE308323924
WEEE-Reg.-Nr. DE 37399843
Email: info@swit-europe.com

Email Newsletter

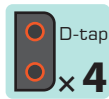
Please enter Email address below and subscribe our newsletters.

[Privacy Policy](#)

[leave a message](#)

Multi-sockets Square Li-ion Battery

PB-S series camera batteries are compact designed, shorter than normal V/Gold mount batteries, and match perfectly with most of the Cine-cameras. The build-in OLED can display accurate power info during charging and discharging, and support viewfinder info display on both SONY and RED cameras. To make convenient connections, the PB-S batteries provide USB output socket and up to 4 D-tap sockets for camera-top devices.



200W
High load



6A Fast
Charge



PB-S290A/S 290Wh

- ◆ Square shape design for Cine-cameras
- ◆ Max 290W, 16A high load
- ◆ 4× D-tap output sockets (Max 120W/10A in total)
- ◆ 1× USB5V/2A power output sockets
- ◆ 6A fast charging by charger S-3812S
- ◆ OLED display accurate remaining run time
- ◆ Display power info in both SONY & RED
- ◆ Multiple circuit protections

PB-S290A: Gold-mount
PB-S290S: V-mount

| | | |
|----------------------|--------------------|--------------|
| Model | PB-S290A/S | |
| Battery plate | Gold-mount/V-mount | |
| Nominal voltage | 14.4V | |
| Capacity | 290Wh, 20.1Ah | |
| Max output | Electrodes | 200W, 16A |
| | D-TAP | 120W, 10A |
| | USB | 10W, 5V---2A |
| | In total | 200W |
| Dimension | 121×95×96mm | |
| Net weight | 1.44kg | |
| Max charging current | 7A | |
| D-TAP socket number | 4 | |
| USB socket number | 1 | |



Power info display – The OLED displays remaining power percentage, remaining working time, low power warning, and battery cycle times.



Display power percentage when the battery is free or during charging. Lightning icon is displayed during charging.



Display remaining running time when the battery is powering on camera or any devices. Press power check button can switch to power percentage display.



If the working time is less than ten hours, it will display 0~9:59; If the working time is more than 10 hours, it will display remaining working hours.



Long press power check button for 5 seconds, it will display battery cycle times.



SWIT®

100%

PB-S290S

14.4V, 290Wh / 20.1Ah

INFO POWER 200W/16A HIGH TEMP 6A CHARGE

Li-ion Battery Pack

200

CE UKCA PS

USER'S MANUAL
USER MANUAL
DOWNLOAD

SWIT Electronics Co., Ltd.



SWIT®

PB-S290S

14.4V, 2900mAh / 20.1Ah

| | | |
|------|--------------|------|
| MP1 | LITHIUM | 1A |
| 100% | RECHARGEABLE | 100% |

Li-ion Battery Pack

20

CE UK

SWIT Electronics Co., Ltd.





SWIT®

PB-S2905

14.4V, 2900mAh / 20.1Ah



Li-ion Battery Pack

200

CE UKCA

SWIT Electronics Co., Ltd.