



Home > Battery > Gold Mount

PB-S220A | 220Wh Multi-sockets Square Digital Battery



- > Square shape design for Cine-cameras
- > At least 200W, 16A constant load
- > 4× D-tap output sockets
- > 1× USB 5V/2A power output sockets
- > 6A super fast charging
- > OLED display accurate remaining run time
- > Multiple circuit protections



 MSRP Ex TAX / Shipping

Features Specifications Download What's in box Optional accessory Related



Square shape design for Cine-cameras

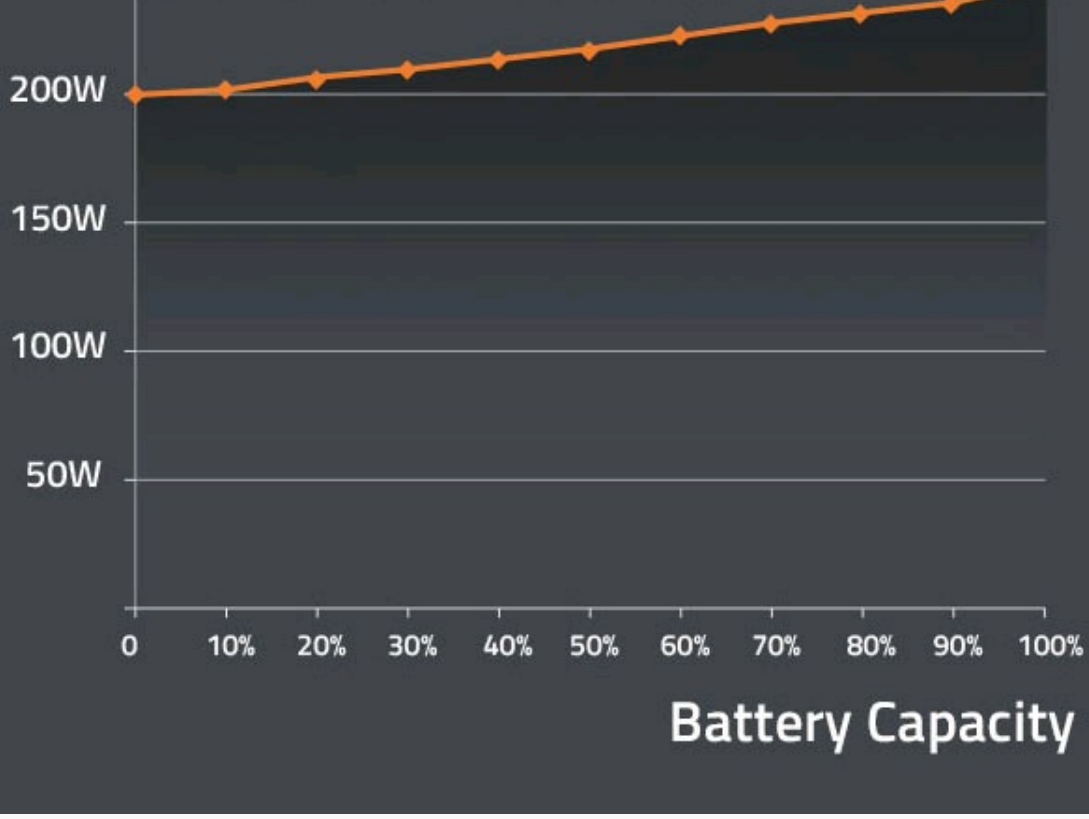
PB-S series camera batteries are compact designed, shorter than normal Gold mount batteries, and match perfectly with most of the Cine-cameras.

220Wh / 15.3Ah Capacity

Consists of 24pcs of high class 18650 battery cells, nominal voltage is 14.4V and reaches 220Wh / 15.3Ah high capacity. Can run approx 7 hours for normal ENG cameras and approx 2.5 hours for ARRI ALEXA.



Max Load



High Load for Cine Cameras

At least 200W / 16A load

PB-S220A provides at least 200W/16A high load even at 1% capacity, to drive high power Cine cameras and on-camera devices together. The high load cells will also ensure battery life comparing to normal load batteries if long time full load output.

4× D-tap, 1× USB

PB-S220A provides 4x D-tap output sockets with 10A/120W load, and 1x USB 5V/2A socket, to power other on-camera devices together.



6A Fast Charging

Using SWIT 6A fast charger


PB-S220A supports 6A fast charging by SWIT PC-P46 1A or S-3812A fast charger, to save more than 50% charging time. The 220Wh PB-S220A battery can be charged from 0 to 80% after 2.3 hours, and fully charged within 3.5 hours.



Digital Power Info

OLED display accurate remaining run time

The build-in OLED can displays remaining power percentage, remaining working time, and battery cycle times.



Display power percentage when the battery is free or during charging. Lightning icon is displayed during charging.



Display remaining running time when the battery is powering on camera or any devices. Press power check button can switch to power percentage display.



If the working time is less than ten hours, it will display 0-9:59; If the working time is more than 10 hours, it will display remaining working hours.



Long press power check button for 5 seconds, it will display battery cycle times.

Battery Protection Display

When any over load, over charging, short circuit, high/low temperature detected, the battery will protect itself and display protection information. You can take steps to re-active battery, to ensure the best battery condition and prolong battery life.



Over temperature protection, please remove the battery and place at room temperature to recover.



Low temperature protection, please remove the battery and place at room temperature to recover.



1. Over charging protection
2. Over load protection
3. Short circuit protection
Please remove the battery, check pin status, and the battery will recover automatically after 30 seconds.



E01/E02/E03: Not recoverable error, please contact manufacturers to repair, do not disassemble the battery by yourselves.

SWIT Electronics Europe GmbH

Heerdterbuschstrasse 10 / HALLE 9,
41460 Neuss, NRW Germany
VAT: DE308323924
WEEE-Reg.-Nr. DE 37399843
Email: info@swit-europe.com

Email Newsletter

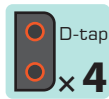
Please enter Email address below and subscribe our newsletters.

[Privacy Policy](#)

[leave a message](#)

Multi-sockets Square Li-ion Battery

PB-S series camera batteries are compact designed, shorter than normal V/Gold mount batteries, and match perfectly with most of the Cine-cameras. The build-in OLED can display accurate power info during charging and discharging, and support viewfinder info display on both SONY and RED cameras. To make convenient connections, the PB-S batteries provide USB output socket and up to 4 D-tap sockets for camera-top devices.



150W
High load



6A Fast
Charge



PB-S220A/S 220Wh

- ◆ Square shape design for Cine-cameras
- ◆ Max 200W, 16A high load
- ◆ 4× D-tap output sockets (Max 120W/10A in total)
- ◆ 1× USB5V/2A power output sockets
- ◆ 6A fast charging by charger S-3812S
- ◆ OLED display accurate remaining run time
- ◆ Display power info in both SONY & RED
- ◆ Multiple circuit protections

PB-S220A: Gold mount
PB-S220S: V-mount

Model	PB-S220S	PB-S220A
Battery plate	V-mount	Gold-mount
Nominal voltage	14.4V	14.4V
Capacity	220Wh, 15.3Ah	220Wh, 15.3Ah
Max output	Electrodes	200W, 16A
	D-TAP	120W, 10A
	USB	10W, 5V/2A
	In total	200W
Dimension	121×95×96mm	121×95×99mm
Net weight	1.44kg	1.435kg
Max charging current	6A	6A
D-TAP socket number	4	4
USB socket number	1	1



Power info display – The OLED displays remaining power percentage, remaining working time, low power warning, and battery cycle times.



Display power percentage when the battery is free or during charging. Lightning icon is displayed during charging.



Display remaining running time when the battery is powering on camera or any devices. Press power check button can switch to power percentage display.



If the working time is less than ten hours, it will display 0~9:59; If the working time is more than 10 hours, it will display remaining working hours.



Long press power check button for 5 seconds, it will display battery cycle times.



SWIT®

PB-S220A

14.4V, 220Wh / 15.3Ah

Li-ion Battery Pack

220

INFO POWER 200W/16A HIGH LOAD 6A CHARGE



SWIT Electronics Co., Ltd.
MADE IN CHINA



SWIT®

PB-S220A

14.4V, 220Wh / 15.3Ah

Li-ion Battery Pack

220

INFO 220WH/15.3AH 6A CHARGE
HIGH LOAD

CE UK CA

SWIT Electronics Co., Ltd.
MADE IN CHINA

MAX 10 A

MAX 10 A



SWIT®

100%

PB-S220A

14.4V, 220Wh / 15.3Ah

Li-ion Battery Pack

220

INFO POWER	200W/16A HIGH LOAD	6A CHARGE	CE	UK CA	
---------------	-----------------------	--------------	----	----------	--

SWIT Electronics Co., Ltd.
MADE IN CHINA

MAX 10A

MAX 10A