


Home > Battery > V-mount

PB-R290S+ | 290Wh Heavy Duty IP54 Battery Pack



- IP54 water/dust proof
- Strong 1.5m drop off proof
- 14.4V, 290Wh capacity
- 250W, 20A constant high load
- 6A fast charging support
- 8-LED digital power indicators
- SONY/RED viewfinder power info display
- D-tap power output socket
- V-mount connection
- Multiple circuit protections



MSRP Ex TAX / Shipping

[Features](#) [Specifications](#) [Download](#) [What's in box](#) [Optional accessory](#) [Related](#)



Heavy Duty Battery

High load & IP54 waterproof

PB-R290S+ is a 290Wh V-mount battery, for Cine and ENG cameras, with dual housing heavy duty sealed structure, IP54 rainproof, 1.5m drop-off proof. The battery supports high load, fast charging and digital power info display, for field applications.

IP54 Waterproof

1.5 meters drop-off proof

PB-R290S+ has dual housing sealed structure to support IP54 waterproof in rain, snow and other inclement weather. The dual housing with rubber cover is also strong enough to survive from 1.5 meters any angles drop-off.



290Wh / 20.1Ah Capacity

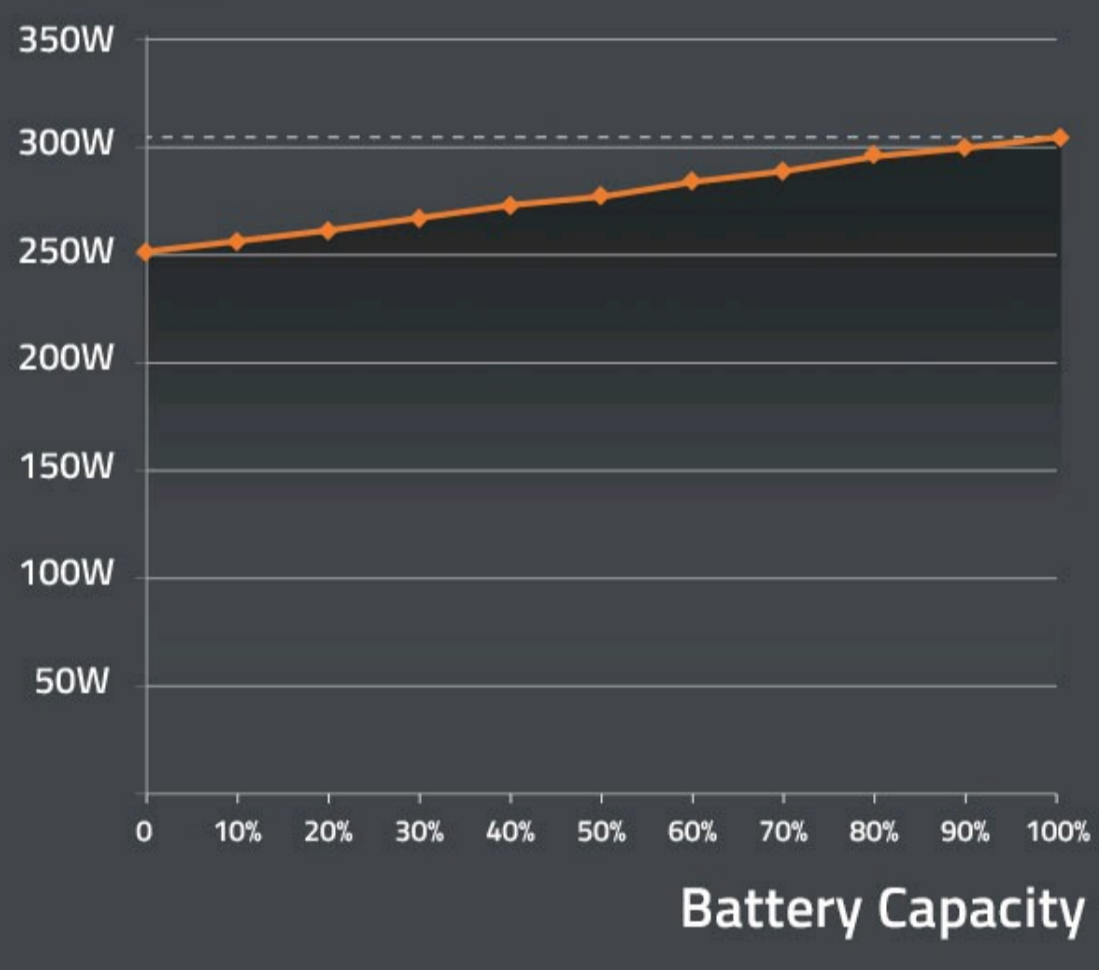
Consists of 24pcs high class 18650 battery cells, and reaches 290Wh / 20.1Ah high capacity. Can run approx 11 hours for normal ENG cameras, and approx 3.5 hours for ARRI ALEXA.

High Load for Cine Cameras

250W / 20A constant load

PB-R290S+ provides at least 250W/20A high load even at 1% capacity (Peak load up to 305W), to drive high power Cine cameras and on-camera batteries together. The high load cells will also ensure battery life comparing to normal load batteries if long time full load output. Over current protection: 24A.

Max Load



6A Fast Charging

Using SWIT 6A fast charger

PB-R290S+ supports 6A fast charging by SWIT PC-P461S or S-3812S fast charger, to save more than 50% charging time. The 290Wh PB-R290S+ battery can be charged from 0 to 80% after 2.5 hours, and fully charged within 3.8 hours.

Digital Power Info

8-LED + SONY&RED viewfinder info

PB-R290S+ has the innovative 8-LED power indicators. When free or charging, the LEDs will indicate current capacity percentage, and when battery is discharging, the LEDs will display the remaining running time at the current discharging power, accurate to 15 minutes. Meanwhile, the battery pack adopts intelligent SMBUS that compatible with both SONY and RED camera info system, and can display remaining minutes on camera viewfinder.



D-tap Socket

A D-tap DC output socket is equipped on the top side of the battery pack, to power the other on-camera equipments together. The Max output current of D-tap is 10A.

SWIT Electronics Europe GmbH

Heerdterbuschstrasse 10 / HALLE 9,
41460 Neuss, NRW Germany
VAT: DE308323924
WEEE-Reg.-Nr. DE 37399843
Email: info@swit-europe.com

Email Newsletter

Please enter Email address below and subscribe our newsletters.

[Privacy Policy](#)

leave a message

SWIT

Heavy Duty Li-ion Battery

250W heavy load | 1.5m drop proof | IP54 water proof

PB-R series camera batteries have innovative dual housings structure: the inner cell cage and outer anti-shock housing with rubber covers. This structure makes the battery quite strong, anti-shock, IP54 water / dust proof, protects the battery from drop-off accident, rain and severe environment, especially in the application on film sets.



200W
High load

6A Fast
Charge

IP54
Proof

PB-R160S+ 160Wh

- ◆ 1.5m drop-off proof, IP54 rain proof
- ◆ V-mount connection
- ◆ 200W, 16A constant high load
- ◆ Support Max 6A super fast charging
- ◆ 8-LED remaining run time indicators
- ◆ SMBus power info for both SONY & RED camera viewfinder
- ◆ D-tap power output socket



250W
High load

6A Fast
Charge

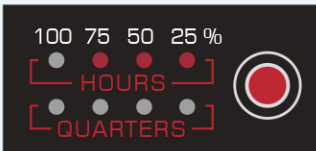
IP54
Proof

PB-R290S+ 290Wh

- ◆ 1.5m drop-off proof, IP54 rain proof
- ◆ V-mount connection
- ◆ 250W, 20A constant high load
- ◆ Support Max 6A super fast charging
- ◆ 8-LED remaining run time indicators
- ◆ SMBus power info for both SONY & RED camera viewfinder
- ◆ D-tap power output socket

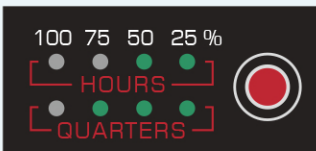
Power info display

The 8-LED power check indicators tell not only the remaining power percentage, but also the remaining running time on the equipment, accurate to 15 minutes. Meanwhile, the battery pack adopts SMBUS info system that can display remaining minutes in both SONY and RED camera viewfinder.



▲ 75% power left

When battery is free, press "Power Check" button, the upper 4 LEDs indicate remaining power percentage. When battery is under charging, the upper 4 LEDs flash and indicate remaining power percentage.



▲ 2 hours 45 mins time left

When the battery is working on camera or other devices, press "Power Check" button, The upper 4 LEDs indicate remaining working hours; And lower 4 LEDs indicate remaining working minutes.

IP54 water / dust proof

The dual housing structure featured 1.5 meters drop-off proof and IP54 water / dust proof. You can use the battery at any weather conditions.



SWIT Electronics Co., Ltd.

+86-25-85805753

<http://www.swit.cc>

Email: contact@swit.cc

SWIT Electronics America, Inc

1-(408)260-8258

<http://www.switusa.com>

Email: info@swit.us

SWIT Electronics Europe GmbH

+49(0)20659799339

<http://www.swit-europe.com>

Email: info@swit-europe.com



Facebook Page



Instagram

100 75 50 25 %
[HOURS]
[QUARTERS]



14.4V (11-16.8V)  28.8V (22-33.6V)

SWIT[®]

PB-H290S

14.4V/28.8V, 290Wh

14.4V / 28.8V Bi-Voltage
Heavy Duty Li-ion Battery

250W HIGH LOAD	6A CHARGE	INFO POWER	1.5 METERS DROP PROOF
-------------------	--------------	---------------	--------------------------



MADE IN CHINA



100 75 50 25 %

[HOURS]

[QUARTERS]



14.4V  28.8V
(11-16.8V) (22-33.6V)

SWIT[®]

PB-H290S

14.4V/28.8V, 290Wh

14.4V / 28.8V Bi-Voltage
Heavy Duty Li-ion Battery

250W HIGH LOAD 6A CHARGE INFO POWER 1.5 METERS DROP PROOF

CE UK CA  

MADE IN CHINA



MADE IN CHINA

CE
RECYCLED MATERIALS
RECYCLED PLASTIC
RECYCLED METAL

3.7V
1.4V / 0.9V Li-ion Battery

Heavy Duty Li-ion Battery

1.4V / 0.9V 290mAh
1.4V / 290mAh

SWiTT
PB-H290S

0.9V (1.1-1.6V)
0.9V (1.1-1.6V)

1.4V (1.1-1.6V)



100 75 50 25 0h
[] hours
[] quarters

DC OUT MAX 10A

