

- Products
- ▶ SMPTE Fiber Products
- ▶ 12G-SDI Products
- ▶ Cables
- ▶ Connectors
- ▶ Video Patchbays and Panels
- ▶ EO/OE Systems
- ▶ Cable Assemblies
- ▶ Cable Reels
- ▶ Tools

- Distributor Listing
- Catalog
- Tech Notes
- FAQ

▶ 75 ohm BNC Crimp Plugs (BCP-A Series)



Product Image

Product Name

75 ohm BNC Crimp Plugs

Model Number

BCP-A Series

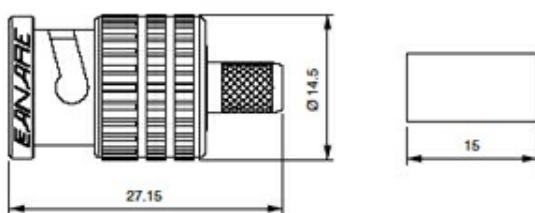
- SMPTE 424M & 292M Compliant.
- Serial Digital Video.
- HDTV Upgrades.
- NTSC Analog
- Test Equipment.
- Satellite Headends.
- TELCOM.
- True 75 ohm construction Crimp Pin & Sleeve.
- High performance of 1.1 or less VSWR up to 2GHz. (VSWR 1.1 or less up to 1GHz for BCP-C25, BCP-C25F).
- Mechanically mates with common 50 ohm BNC.
- Elongated Body for better finger grip.
- Superior cable pull strength.
- Gold plated center pins 'snap lock' in place.
- Beryllium copper outer contact.
- Easy Assembly using Canare Strip & Crimp Tools.
- Operating temperature -20 to +60 degrees Celsius.

[Cable/Connector Cross-Reference](#)
[SMPTE 424M Standard](#)

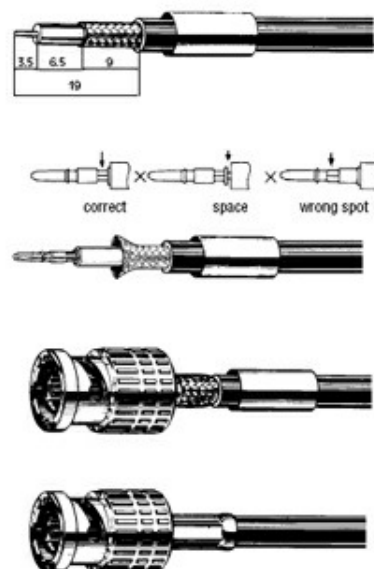
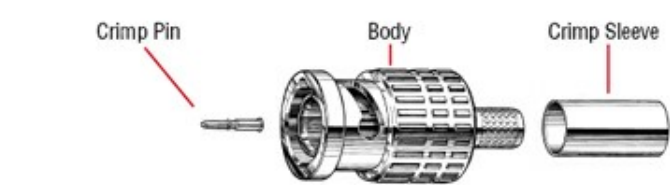
75 ohm BNC Connector, Straight Plug
[See reference chart for part numbers, tool and cable match.](#)

NOMINAL SPECIFICATIONS						
Model	Suitable Cable Canare	Suitable Cable Others	Center Pin	Sleeve	Boot	Die Set
BCP-A25	L-2.5C2V	-	BN1018A	BN7029C	CB02	TCD-35CA
BCP-A25F	L-2.5CFB	1855A 8218 1417B 1418B	B11014E	BN7029C	CB02	TCD-35CA
BCP-A3	L-3C2VS L-3C2V V*-3C	-	B11014E	BN7003A	CB03	TCD-35CA
BCP-A31	L-3C2W	-	B11014E	BN7011	CB04	TCD-31C
BCP-A32	-	1506A 1824A 1825A 1826A 643948	B11016E	BN7026A	CB03	TCD-35CA
BCP-A3F	L-3CFB V*-3CFB	-	B11015E	BN7003A	CB03	TCD-35CA
BCP-A4	LV-61S	8241 8279 RG-59B/U	B11015E	BN7015A	CB04	TCD-4CA TCD-451CA
BCP-A42	-	1505F	B11016E	BN7011	CB04	TCD-31C
BCP-A4F	L-4CHD L-4CFB V*-4CFB	1505A 1505ANH 8212 8241F 9167 9259 9659 VPM2000 HD PRO 0.8/3.7 AF	B11016E	BN7015A	CB04	TCD-4CA TCD-451CA
BCP-A5	L-5C2VS L-5C2V V*-5C	-	B11016E	BN7016	CB05A	TCD-35CA
BCP-A52	L-5C2W	-	B11016E	BN7014	-	TCD-451CA
BCP-A55	-	1695A VSD2001TS	B11020D	BN7045A	CB04	TCD-35CA
BCP-A5F	L-5CFB V*-5CFB	-	B11020D	B75004A	CB05A	TCD-35CA
BCP-A77	LV-77S	8281F	B11016E	B75004A	CB05A	TCD-5CF TCD-55FA
BCP-VA3	V*-3C	-	B11014E	BN7052A	CB03	TCD-35CA
BCP-VA5	V*-5C	-	B11016E	BN7045A	CB05A	TCD-35CA

BCP-C Series Dimensions



Note: All of Canare crimp plugs, BCP-A, -B, -C, RCAP-C and FP-C, are the same procedure.



1. Slide crimp sleeve over cable.
 2. Strip cable jacket using Canare TS-Series Coax Strippers (see mm dimensions)
 3. Place contact pin on center conductor. Using the TC-1 hand tool and appropriate die set, crimp center pin as shown in diagram. (Do not leave a gap between rear of the pin and cable insulation end.)
 4. Flair braided shield to aid insertion of connector body.
 5. Push cable with crimped pin into body housing until you detect an audible "snap". (Jamming the pin may bend center conductor and damage connector dielectric.)
 6. Lightly tug cable (@ 4.5 lbs/2.0 kgs) to verify that pin is properly seated in body housing.
 7. Slide crimp sleeve up against the body and place in tool die.
 8. Complete assembly by crimping down on sleeve to form hex.
- Note:** Flair gap at sleeve end is normal and allows cable jacket extra flexing room.