

HDCE-RX30

IP CCU extension adaptor for remote live production (receiver)



Overview

The HDCE-RX30 IP Camera Control Unit (CCU) extension adaptor support IP routing with HDCE-TX30 between Camera and CCU for multi studio use in order to reduce the cost and complexity of remote live production.

Used in conjunction with the HDCE-TX30 IP camera extension adaptor, the HDCE-RX30 connects directly to the CCU (camera control unit) that can be sited remotely from the camera head. Uncompressed signals from Sony HDC 3500/3100 and HDC-2500/2400/1700 series system cameras are converted to SMPTE ST 2110 and streamed over the IP network with no limitation on distance between camera head and CCU.

Support for leading IP intercom vendors including RTS, Clear-Com and Riedel allows producers and directors at the main production centre to communicate in real time with camera operators at a remote venue.

Used in conjunction with the HDCE-TX30 transmitter, the HDCE-RX30 also simplifies centralised allocation of equipment between multiple studios, control rooms and machine rooms, allowing camera signals to be routed instantly over IP to another part of the facility.

Features

Cost effective IP upgrade

The HDCE-RX30 IP camera extension adaptor allows broadcasters, OB providers and live production specialists to upgrade to the benefits of IP Live production without needing to replace their current HDC camera investments. The HDCE-RX30 connects directly to the CCU that can be located remotely from the camera head and HDCE-TX30 extension adaptor transmitter.

Efficient resource sharing

The HDCE-RX30 allows faster, more cost-effective use of shared production resource across multiple studios and locations. While conventional SDI infrastructures tie one camera to a single CCU by fibre cable. Used in conjunction with the HDCE-TX30 it allows flexible reconfiguration of cameras, CCUs and other live equipment over IP without time-consuming reconnection of cables. This reduces the quantity of live equipment needing to be kept at each site, allowing resources to be shared efficiently.

Power supply from CCU

The HDCE-RX30 draws power directly from the connected camera control unit.

Related products



HDCE-TX30
IP camera extension adaptor for remote live production (transmitter)



HZCE-CNFG50
Ember+ license for HDCE-TX30/HDCE-RX30



HDC-3100
Three 2/3-inch CMOS sensors portable system camera for fibre operation



HZCE-SNMP50
SNMP license for HDCE-TX30/HDCE-RX30



HDC-2400
3G multi format HD system camera



HDC-2500
3G double-speed multi format HD system camera



HDC-3500
Three 2/3-inch 4K CMOS sensors portable system camera for fibre operation




HDC-1700
Multi format HD portable system camera

Gallery




SONY

IP CCU EXTENSION ADAPTOR



- ALARM
- UNLOCK
- FAN STOP

OPT RX



IP STREAM

OUT
V A M
IN



- LAN 1
- PTP
- LAN 2

UNIT
POWER

CCU
EXT



MENU

DISP CANCEL

MENU ENTER



LAN 2



LAN 1



SDI OUT 1



SDI I/O 1



SDI I/O 2



CCU



LAN COM


DC IN
10.5V-17V





SONY

IP CCU EXTENSION ADAPTOR



- ALARM
- UNLOCK
- FAN STOP
- LAN 1
- LAN 2
- PTP



UNIT
POWER

CCU
EXT

MENU

DISP
MENU

CANCEL
ENTER



SONY

IP CCU EXTENSION ADAPTOR



- ALARM
- UNLOCK
- FAN STOP

OPT RX



IP STREAM



- LAN 1
- LAN 2
- PTP



UNIT
POWER

CCU
EXT



MENU

DISP CANCEL
MENU ENTER

