



SONY

PRODUCTION SWITCHER SYSTEM

XVS-8000 / XVS-7000 / XVS-6000

4K



The Powerful XVS Family of Switchers from Sony

In response to rapidly growing demands for 4K production and IP interfaces, Sony proudly introduces the XVS Series (XVS-8000/7000/6000) of 4K/IP professional production switcher systems. IP interfaces not only provide connection flexibility but also support Sony's IP Live Production System. The XVS Series inherits excellent, versatile features from the widely accepted MVS Series of switchers including enhanced frame memory, format conversion, multi-viewer capabilities, and a wide range of input and output video formats. The XVS Series is also a good fit for growing needs for HDR (High Dynamic Range) imaging.

The XVS Series utilizes the ICP-X7000 – a modular control panel that gives you the freedom to determine your own panel configurations. This control panel is equipped with OLED displays, LED indicators, a newly developed LCD button pad, and original RGB XPT buttons for more accurate and user-friendly operation, accommodating a broad range of users.

With innovative, high performance and sophisticated operability, the XVS Series provides highly reliable production switchers to boost user creativity in many different applications.

FEATURES

IP-Ready Live Production Switcher

The XVS Series supports IP as well as conventional SDI interfaces for flexible operation. You can achieve smooth migration from SDI to IP by configuring both SDI and IP option boards in a single processor. With the XVS-8000, all 160*1 SDI inputs and 48*1 SDI outputs can be configured with an IP interface. All models in the XVS Series support Sony's Networked Media Interface as well as other standard IP formats*2. Sony's IP Live Production System is available with the Networked Media Interface format, using video-over-IP networks to increase operational efficiency.

*1 The number of inputs and outputs halves when an IP input/output connector board is used in 1080/59.94P or 1080/50P.

*2 Contact a Sony representative for format types and availability schedule.



XVS-8000 (Rear)

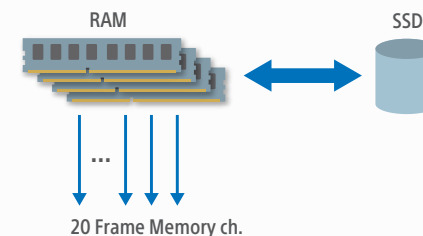
Beneficial Functions for 4K Productions and Resource Sharing

Powerful XVS Series switchers accept 4K content just as they accept HD content. The XVS-8000 supports full 5 M/E operation in 4K, with 40 inputs and 12 assignable outputs and 20 keys (10 full keys + 10 sub keys), providing you with flexibility and creativity for 4K production. The frame memory feature is also available for 4K production, enabling you to store and recall up to five channels of on-board graphics and animations. Not only for dedicated 4K production, the XVS series offers dual format production such as 4K and HD within a single processor introducing a flexible production style and reducing required production sources.

Non-Volatile High-Capacity Frame Memory

The XVS Series is equipped with non-volatile, high-capacity frame storage that handles both still images and video clips. Approximately 5,000 frames*3 can be stored in the on-board working memory and recalled instantly to 20 frame memory channels. Approximately 80,000*3 frames can be stored in the on-board SSD for extremely high speed transfer of image data to and from the on-board working memory.

*3 Based on 1080/59.94i resolution.



Two-Channel Multi-Viewer

XVS Series switchers provide a standard two-channel multi-viewer feature. Each channel display can be split into 4, 10, 13, and 16 sections. This provides a cost effective way to avoid expensive external multi-viewer systems. The multi-viewer also supports source name and tally indicators.



10-way split screen

13-way split screen

Convenient Format Conversion

Operating with various video formats usually requires the preparation of an external converter to align each video format into a single format. With XVS Series switchers, you can simply use the built-in format conversion options for effortless operation. A variety of up- and down-conversion options are available for switcher inputs and outputs.

*4 Configuration varies according to option board usage.

More Freedom of Control with the Virtual Shot Box

The XVS Series control panel can be partly operated remotely via Ethernet using the web application called Virtual Shot Box. Buttons and functions on the Virtual Shot Box can be customized providing flexible assignment options of marco, snapshot, shot box, XPT switching and other functions. This web application can be used on any device with a web browser installed with Ethernet connection; this means that wireless operation is also supported using mobile devices.

There are many possibilities using this application. For example, you can use it with the control panel as a shot box or assist the main switcher operator from any location; in addition, direct control to switch on-set images could be provided to the anchor or on-air talent.



Other Features

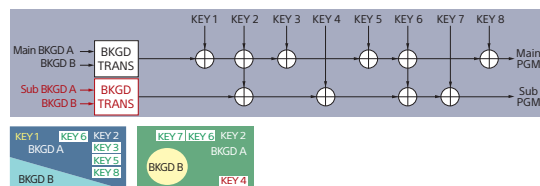
The XVS Series inherits many convenient features from the MVS Series:

- 3D DME (digital multi effect) processor to manipulate 3D non-linear effects such as page turns*5
- 2.5D resizer function provides simpler DME features with adjustable parameters for size, position, rotation, and aspect as well as mosaic and defocus effects; 40 boxes (HD) or 10 boxes (4K) can be mapped to the final program output
- M/E split function allows you to use a single M/E as two separate M/E systems; this means five M/Es can be doubled to ten in a single processor frame, with Sony's Multi Program 2 software providing two independent program outputs on each M/E, for complete dual operation (main/sub) from a single M/E bus*5
- Aux mix transition feature brings another layer of background transition without sacrificing M/E resources
- Chroma key on each fully featured keyer is provided as standard
- Color correction feature ensures true color reproduction
- Frame delay function provides flexibility to delay input signals

*5 Not available for 4K.



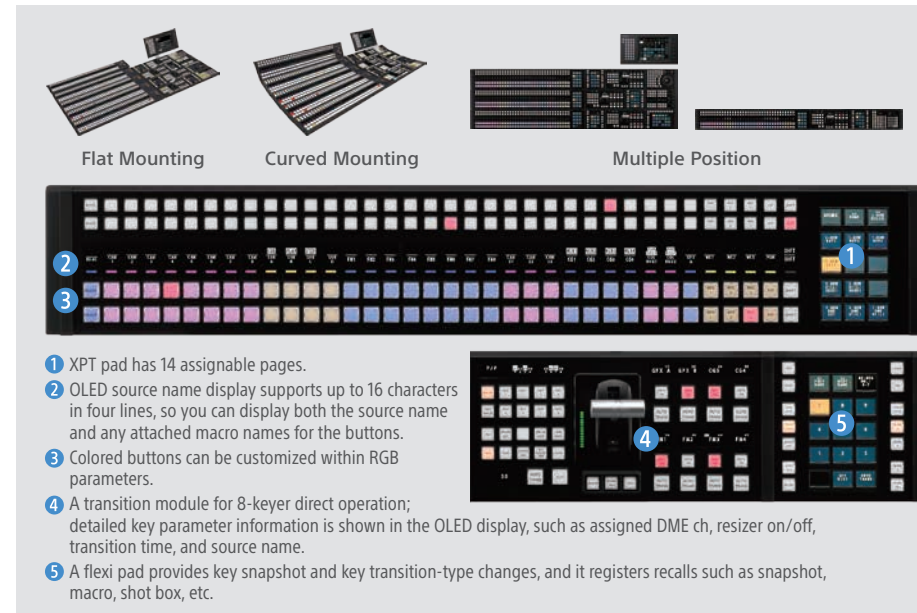
Resizer function



Multi Program 2 example

Highly Flexible Control Panel

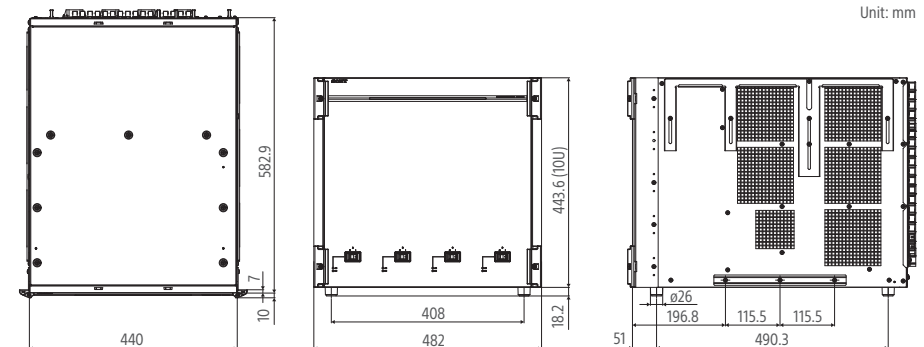
A newly designed modular control panel, the ICP-X7000, facilitates highly flexible panel configurations to best suit varying needs. OLED source name displays, assignable RGB XPT buttons, and XPT pads accommodate different operational styles and ensure control accuracy – essential to live production. An intrinsically modular panel design means you can use and mount the panel components in multiple ways, depending on your specific and changing needs. Also consistency with the previous CCP-8000 switcher panels provides a smooth learning curve when transitioning from MVS to XVS.



DIMENSIONS

XVS-8000

Unit: mm



SPECIFICATIONS

	XVS-8000	XVS-7000	XVS-6000	XVS-8000	XVS-7000	XVS-6000
	HD (1.5G/3G)			4K (QFHD)		
ME	10	6	4	5	3	2
Input / Output *1	160/64	112/64	64/32	40/16	28/16	16/8
Keyer per unit / per ME	40 / 8	24 / 8	16 / 8	20 / 4	12 / 4	8 / 4
2.5D effect, resizer (Simple DME)	40	24	16	10	6	4
3D / Nonlinear effect (DME)	4 ch		2ch	—		
Frame memory *2	20ch, 5,000 frames in RAM, 80,000 frames in SSD (Non-volatile)			5ch, 1,250 frames in RAM, 20,000 frames in SSD (Non-volatile)		
Format converter, Frame delay	Any Inputs and Outputs					
Color corrector	Any inputs and AUX Outputs					
Multi viewer	2ch (8 layouts with 4,10,13,or 16 split)					
Multi Program 2	Yes			—		
Resource sharing	Yes (Multiple virtual switchers can be created in a single frame.)					
AUX transition	Cut, Mix					
BKGD transition	Cut, Mix, Wipe, DME Wipe, FM Clip, NAM, Super mix, Color mix			Cut, Mix, Wipe, FM Clip, NAM, Super mix, Color mix		
Key transition	Cut, Mix, Wipe, DME Wipe, NAM, Super mix, Color mix, Key priority			Cut, Mix, Wipe, NAM, Super mix, Color mix, Key priority		
Chromakey	40	24	16	10	6	4
Macro	250 x 16 banks					
Keyframe, Snapshot, Shot Box	99 x 16 banks					
Key snapshot	4 per keyer					
Side flags	Yes			—		
Source name display	OLED, Up to 16 characters					
Device control protocol *3	VDCP, Odetics, Sony 9-pin VTR protocol, P-BUS, GPI					
Redundancy power supply	Yes (Standard)					
Others interface	GPI/O, Parallel Tally, Serial Tally, Router Interface (S-Bus), ELC Automation Interface					
Dimensions	17"W x 23"D (440 x 482.9mm) XVS-8000 = 17 1/2"H (443.6mm); XVS-7000 = 14"H (354.4mm); XVS-6000 = 10 1/2"H (265.9mm)					
Signal Format	1080/59.94p, 50p (Level-A), 1080/59.94i, 50i, 29.97PsF, 25PsF, 24PsF, 23.98PsF, 720/59.94P, 50P			4K 2SI: 59.94P, 50P (Level-A) Quad Link: 59.94P, 50P (3G-SDI Level-A x4), 29.97PsF, 25PsF, 24PsF, 23.98PsF (HD-SDI x4)		

The specification is based on full option configuration and include the features provided in ICP-X7000 panel system. The number varies depends on option configuration and switcher setting.

The specification includes features which will be supported by future software update. The specification may change without notice.

*1: The number of inputs and outputs halves when an IP input/output connector board is used in 1080/59.94P or 1080/50P. The number of outputs includes Format Converter outputs. PsF and 4K SQD signals are not supported on IP input/output boards.

*2: Number of Frame Memory is a case of 1080/59.94i or 1080/59.94P in HD, and 2160/59.94P in 4K.

*3: It is possible to interface with AMP protocol supported video server devices using Odetics protocol.

©2016 Sony Electronics Inc. All rights reserved.
 Reproduction in whole or in part without written permission is prohibited.
 Features and specifications are subject to change without notice.
 Sony and the Sony logo are trademarks of Sony.
 All other trademarks are the property of their respective owners.