

# RTS™

## DIGITAL MATRIX INTERCOM SYSTEMS

### TECHNICAL DATA SHEET



#### DESCRIPTION

The WKP-1 keypanel is the industrial keypanel from Telex. Telex has refined the look of multi-location security with this keypanel. It offers simplified operation and integrates seamlessly with RTS™ digital intercom systems (RTS™ Adam™/Zeus™ intercom systems). The physical size and weather-resistant design provides a flexible and robust intercom system. The GPI relay switch lets the user set up door latching, unlatching and other related actions by pressing a single button from any panel in the system.

#### FEATURES

- **ENVIRONMENTAL:** The unit sustains exposure to rain, snow, and direct sun, allowing it to work in all environments. It operates in temperatures ranging from -30° F to 120° F. The mechanical design of the anodized, aluminum front panel and non-removable volume control knob provide a vandal resistant panel.
- **GPI RELAY:** The WKP-1 has a local GPI relay four-pin terminal contact closure to give the user the functionality of latching, unlatching doors or other related functions, with the press of a button.
- **FRONT PANEL:** Single button interface for push to talk operation. There is a built-in waterproof speaker for listening capabilities. The panel has three LEDs used to indicate power ON, microphone ON, and Incoming Call Signaling.
- **MICROPHONE:** The WKP-1 keypanel has a built-in waterproof Electret microphone. The microphone can be "hot mic" enabled or disabled through the use of a dip switch setting.
- **KEY PANEL ASSIGNMENT:** Key assignments, GPIO operation, and panel listen/muting functions are set via AZ-Edit™ Software for the intercom matrix.
- **AUDIO CONTROL:** A vandal and weather resistant front panel volume controls adjusts listen level to the internal speaker. An internal limit adjustment sets the lower level of minimum volume achievable.
- **AUDIO PROCESSING:** An integral limiter/compressor insures maximum intelligibility of the spoken word. The compressor uses the RTS Standard compression design.
- **DUAL POWER:** The keypanel can be powered locally or remotely via a CAT 5 connection from the matrix.

#### WKP-1

### INDUSTRIAL MATRIX INTERCOM KEYPANEL

#### SPECIFICATIONS

##### Matrix

Input/Output:  
8dBu nominal, 16dBu maximum

##### Panel Mic Input

Mic Type:  
Electret Condenser  
Nominal Level:  
-44dB ±3 dBu  
Directivity:  
Omni Directional

##### Speaker

Output:  
3 watts

##### Power Requirements

15 - 24 VDC, 250-500 ma. typical

##### Connections

RJ45 for use with Standard CAT-5 cabling  
RJ12 for use with RTS Matrix Standard 3-pair cabling.  
Terminal Strip for use with unterminated cabling.

#### ORDER INFORMATION

Model No.	Description	Catalog No.
CS-2S	Industrial Keypanel	9000-7746-000

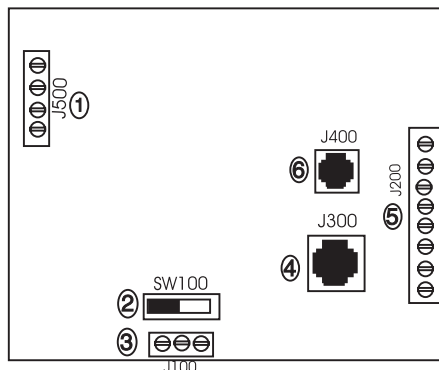
#### PLEASE CONTACT US

Telex Communications, Inc.  
12000 Portland Avenue South  
Burnsville, MN 55337 U.S.A.  
Tel: (800) 392-3497  
Fax: (800) 323-0498

## WKP-1 INDUSTRIAL MATRIX INTERCOM KEYPANEL

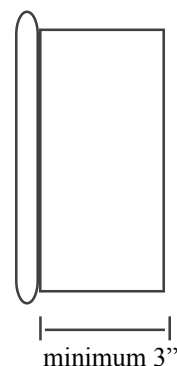
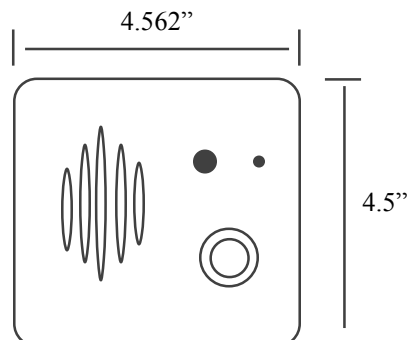
### CONNECTIONS

- 1 - GPI Relay Contact 4-pin Terminal
- 2 - Local or Remote Power Switch
- 3 - Local Power 3-Pin Terminal
- 4 - RJ45/CAT-5 connection
- 5 - 8-pin Terminal
- 6 - RJ12 Connection



TERMINAL STRIP	RJ45	RJ12
1. RS 485 +	AUDIO_IN+	DATA-
2. RS 485-	AUDIO_IN-	AUDIO FROM MATRIX +
3. NC	GND	AUDIO TO MATRIX +
4. AUDIO_OUT+	RS485+	AUDIO TO MATRIX -
5. AUDIO_OUT-	RS485-	AUDIO FROM MATRIX -
6. NC	POWER	DATA +
7. AUDIO_IN+	AUDIO_OUT+	N/A
8. AUDIO_IN-		N/A

### DIMENSIONS



The keypad fits a standard 2-gang, minimum 3" deep electrical box\*.

*\*Electrical box not included with keypad*

### WARRANTY

Products are warranted by Telex Communications, Inc. to be free from defects in materials and workmanship for a period of three years from the date of sale.

The sole obligation of Telex during the warranty period is to provide, without charge, parts and labor necessary to remedy covered defects appearing in products returned prepaid to Telex. This warranty does not cover any defect, malfunction or failure caused beyond the control of Telex, including unreasonable or negligent operation, abuse, accident, failure to follow instructions in the manual, defective or improper associated equipment, attempts at modification and repair not authorized by Telex, and shipping damage.

To obtain warranty service, follow the procedures entitled "Procedure for Returns" and "Shipping to Manufacturer for Repair or Adjustment".

This warranty is the sole and exclusive express warranty given with respect to RTS products. It is the responsibility of the user to determine before purchase that this product is suitable for the user's intended purpose.

ANY AND ALL IMPLIED WARRANTIES, INCLUDING THE IMPLIED WARRANTY OF MERCHANTABILITY ARE LIMITED TO THE DURATION OF THIS EXPRESS LIMITED WARRANTY.

NEITHER TELEX NOR THE DEALER WHO SELLS TELEX PRODUCTS IS LIABLE FOR INCIDENTAL OR CONSEQUENTIAL DAMAGES OF ANY KIND.