

AUDIOCOM® INTERCOM SYSTEMS

Headsets

Speaker Stations

Belt Packs

Wall Mounts

User Stations

Power Supplies

Telex®

# M A S T E R

## S T A T I O N S



US2000A  
SPS2000A

### T W O C H A N N E L S

To create a 2-channel central Master Station, connect a US2000A User Station to an SPS2000A or PS2000L Power Supply. The Power Supply provides power for belt packs and other intercom stations on two party lines. The SPS2000A shown here has a built-in powered speaker which the station operator uses to listen to the party lines. The gooseneck microphone attached to the US2000A is used to talk back to the party lines. If your application will only require a headset, and will not need a microphone/speaker combination, you can substitute a PS2000L Power Supply which has no speaker. As you can see, the design is very flexible and forgiving of changes. In the configuration shown here, approximately 20 to 25 belt packs total can be powered on the two party lines.



US2000A  
SPS2000A

ES4000A  
PS4000

### S I X C H A N N E L S

For a 6-channel central Master Station, connect an ES4000A Expansion Station to the US2000A. Then, connect the ES4000A to a PS4000 Power Supply. The PS4000 provides power for the four additional party lines. (For a remote 6-channel Master Station, use an XP-ES-4000 Breakout Panel to connect the remote ES4000A to the four existing party lines.) The ES4000A provides talk, listen, and call capability for the four additional party lines. Using a PS4000 Power Supply, approximately 20 to 25 belt packs total can be powered on the four additional party lines. To increase this, you can substitute two PS2000L Power Supplies for the PS4000 for a capacity of approximately 20 to 25 belt packs for the two lines (50 belt packs maximum for four lines). Or, four PS2000L Power Supplies can be used, one for each party line. Each party line will then have a capacity of 20 to 25 belt packs, or up to 100 belt packs total.

Note: Whenever PS2000L Power Supplies are used at a central Master Station instead of a PS4000, an XP-ES-4000 Breakout Panel is required to connect the ES4000A to the party lines.

2

### T E N C H A N N E L S

For a 10-channel Master Station, connect another ES4000A Expansion Station to the ES4000A of the 6-channel master station. Then, add another PS4000 Power Supply to power the four additional party lines. Again, you can substitute multiple PS2000L Power Supplies to increase channel capacity. If you do this, you will need another XP-ES-4000 Breakout Panel to connect the second ES4000A to the four additional party lines.



US2000A  
SPS2000A

ES4000A  
PS4000

ES4000A  
PS4000



## U S 2 0 0 0 A

### General Features

May be used as a stand-alone, 2-channel User Station or as the core component of any size Master Station. Use on desktop or mount in equipment rack with rack mounts. Use with headset, handset, or speaker/mic combination. All operating buttons are back-lit for high visibility in low ambient light.

### Other Features

Separate VOX circuits (voice activated microphone) with separate VOX sensitivity trimmers for headset microphone and panel microphone. VOX programmable on/off via front panel. Balanced audio program input for each channel, with back panel input level trimmers. Program auto-interrupt during talk selectable via internal switches. Balanced dynamic-mic headset standard, with unbalanced dynamic-mic selectable via internal switch. Internal sidetone trimmer for each channel, with test signal generator for sidetone adjustment. Internal on/off select switches for line one call send, line one call receive, line two call send, line two call receive. Internal on/off enable switch for mic kill signal send feature. Internal on/off switches for headset incoming call beep tone and speaker incoming call beep tone. Master beep tone on/off programmable via front panel. Internal switches for monaural speaker (lines one and two combined to a single external speaker) or binaural speaker (lines one and two to separate external speakers). Recessed back panel switch selects balanced (Audicom) or unbalanced (Clear-Com®) operation.

### User Controls

Master volume control. Momentary/latching talk and listen buttons for each channel. Momentary call send button for each channel, with red flashing back-light for call receive indication. Momentary all-talk button for simultaneous talking on all channels that have listen buttons turned on (including any active listens on any connected ES4000A stations). Momentary PA button (public address) for microphone output to external PA system. Mic kill send button for deactivating microphones on remote stations on a selected party line (including any ES4000A party lines); mic kill also works with all-talk button to turn off all remote microphones in entire intercom system. Momentary/latching Panel Mic and Headset Mic on/off buttons.

### Connectors

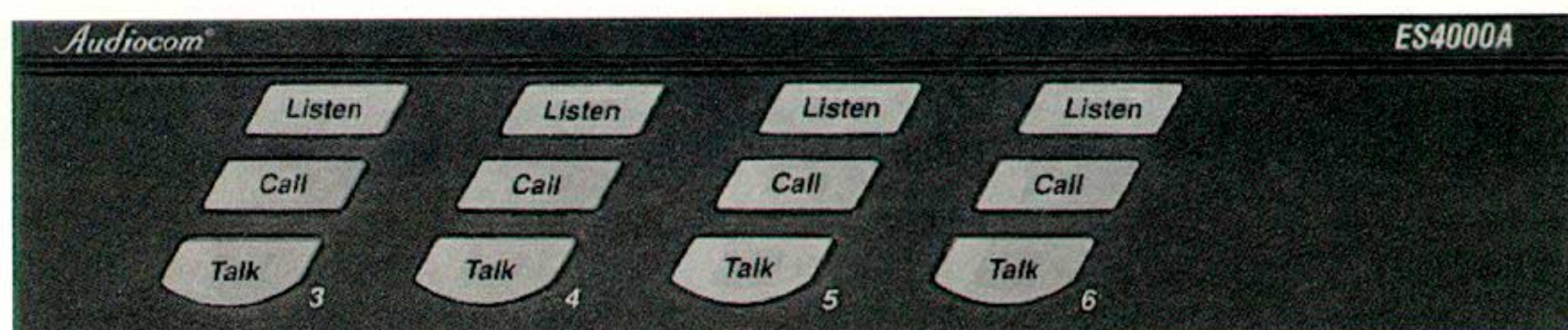
3-pin male and female XLR connector pair provides loop-through connection for each party line. 1/8-inch (2mm) mini-plug jacks for ES4000A connection and PA output. Two RCA phone jacks for left/mono and right speaker output. 9-pin female "D" connector for party line one and two audio program inputs. 4-pin XLR male connector for dynamic-mic headset or hand-held microphone. 8-pin NTRK-8F female connector for gooseneck microphone or binaural headset. DC connector for optional local power using a PS-L Power Supply.

### Recommended Accessories

Headsets: PH-4, PH-8, HR-1, HR-2, PH-1, PH-2. Handsets: HS-6A. External Microphones: EGM-8N, EGM-12N or EGM-18N goosenecks; NC-450A hand-held.

*The Telex US-2000A and ES-4000A were designed to be versatile enough to be used in any sized system from a simple belt pack party line to a sophisticated multiple channel system.*

*Modular designs mean that you can expand your intercom capabilities and the equipment that you already own will still have a place in your system. The ergonomically designed front panels are functional and simple to use.*



## ES 4 0 0 0 A

### General Features

4-channel expansion module for use with the US2000A. Use on desktop or mount in equipment rack with rack mounts. All operating buttons are back-lit for high visibility in low ambient light. Balanced or unbalanced (Clear-Com) operation.

### Other Features

Balanced audio program input for each party line (Program 3-6), with back panel input level trimmers. Program 3-6 auto-interrupt during talk independently selectable via internal switches. Internal switches permit/inhibit listening to program sources in US2000A headset or speaker when party line 3-6 listen buttons are on. Recessed back panel switch selects balanced or unbalanced operation.

### User Controls

Momentary/latching talk and listen buttons for each channel. Momentary call send button for each channel, with red flashing back-light for call receive indication.

### Connectors

Four RCA phone jacks for party line 3-6 listen output to optional speakers. 9-pin female "D" connector for program 3-6 audio program inputs. 15-pin female "D" connector for connection to PS4000 Power Supply or XP-ES-4000 Breakout Panel (or optional connection to Clear-Com power and intercom channels when balanced/ unbalanced switch is set to unbalanced position). 1/8-inch (2mm) mini plug expansion input and expansion output jacks for daisy-chain connection of up to four ES4000A Expansion Stations to a US2000A. DC connector for optional local power using a PS-L Power Supply.

### Included Cables

Two-foot cable for expansion connection to US2000A (or another ES4000A). Two-foot cable for connection to PS4000 Power Supply or XP-ES-4000 Breakout Panel.

*Audiocom® Intercom Systems are typically powered from the same wires that transmit the voice audio and call signals throughout the intercom system. This is called phantom power because no separate power wires are visible. To phantom power a party line, you simply connect a special Audiocom phantom Power Supply somewhere in the line. It doesn't matter where, but typically the Power Supply is located at a Master Station if the intercom system has one. Audiocom phantom Power Supplies are available to power one, two, or four party lines.*

*Generally, you can count on being able to power most of your intercom stations from the phantom Power Supply on the party lines. For those rare occasions where you need to add more stations to a party line than the line will permit, or where you need very great operating distances, most of the various types of station equipment can be individually powered with a local Power Supply. (Please note: See Power Supply capacity and power draw per station on the specification page of this catalog to determine power requirements.)*

## P S 2 0 0 0 L

2-channel phantom Power Supply. May be placed on desktop or rack mounted. Accepts AC inputs from 100-240 VAC, 50/60 Hz. Channel combine/isolate switch lets you combine the two audio channels and use the full supply capacity to power one large party line, or isolate the channels to power two separate party lines with half the capacity per line. Separate overload indicators provided for each channel. Overload reset switch. One 3-pin XLR male connector for each channel. Clear-Com compatible.

## S P S 2 0 0 0 A

2-channel phantom Power Supply with powered loudspeaker system. Designed primarily for use with the US2000A when it is being used as a central Master Station set up for microphone/speaker operation. Identical to PS2000L, except includes internal powered loudspeaker with volume control and two RCA phono jacks for two speaker inputs. Both speaker inputs are mixed internally or separate. Clear-Com compatible.

## P S 4 0 0 0

4-channel phantom Power Supply for use primarily with the ES4000A Expansion Station. May also be used to power four, independent, small party lines with no Master Station. May be placed on desktop or rack mounted with an optional RMK kit. Accepts AC inputs from 100-240 VAC, 50/60 Hz. Separate overload indicators for each channel. Overload reset switch. One 3-pin XLR male connector for each channel. 15-pin female D-sub connector for connecting an ES4000A to the four party lines. Clear-Com compatible.

## S E R I E S 1 7

Series 17 is an inexpensive party line intercom system that allows all users access to a common communication channel. This easy to use full duplex intercom is designed specifically for smaller systems where only one channel is required.

The system Power Supply (HPS 17) will provide power for up to six Series 17 belt packs. The belt packs are small enough to fit into a shirt pocket and a lightweight headset is included with each. The interconnection between the Series 17 power supply and belt packs is accomplished with common flat telephone cable terminated with modular plugs (RJ11).


Note: The Series 17 system is a stand-alone system. It is not expandable and is not intended for connection to any of the Audiocom series equipment.



The Audiocom family includes several intercom stations designed exclusively for use with microphone headsets or telephone-style handsets. Additionally, there is a listen-only station designed for use with an earset.


The WM1000 and WM2000 Intercom Stations are designed for stationary, wall mount installation in standard doublewide electrical outlet boxes. They connect to the intercom system using commonly available 22 gauge cable. Wall mount stations can be installed at strategic locations throughout a building. The user need only connect a headset or telephone style handset to begin communicating.

The BP-1000, BP-2000, and IC-2B Belt Pack Intercom Stations are ideal for users who will be stationed in a general work area, but who need some mobility and wish to keep their hands free. Belt packs can be connected in a daisy chain directly back to the intercom system Power Supply or Master Station using prefabricated, low-impedance microphone cables. This is ideal for completely portable intercom systems. Alternatively, passive wall connector plates can be permanently installed at strategic locations, and the belt packs can then be connected to these using cables. This approach cuts down on the amount of cabling in the work area.



### W M 1 0 0 0

Wall mount, 1-channel headset station. Mounts in a standard electrical outlet box (doublewide type). High-quality audio system with mic limiter circuit. Back-lit control buttons for low-light operation. Talk and listen buttons with momentary/latching operation. Listen volume control. Call send button with call receive indicator light. Call receive beep tone with on/off selection. Mic kill receive with on/off selection. Sidetone trimmer. Quick-connect, wire-clamp terminals for party line wire connections. 4-pin male XLR headset connector accepts monaural, dynamic-microphone headsets (balanced or unbalanced microphone). Recommended headsets: PH-4, PH-8, HR-1, HR-2, PH-1, PH-2, any V-Series with MB-11 microphone and CA-20 cable. May also use HS-6A telephone-style handset. Powered from party line. Local power optional. Clear-Com compatible.



### W M 2 0 0 0

Wall mount, 2-channel (switch-selectable\*) headset station. Identical to WM1000, except includes channel-select switch with 2-color back-light to indicate party line one or two. Uses same headsets as WM1000.

\*The WM2000 accesses only one of two party lines at any time for talk, listen, call send/receive, mic kill receive, etc.

**IFB - 1000**

Portable, 1-channel, listen-only belt pack. High-quality audio receive circuit. Rugged low-profile metal case with sturdy belt clip. Recessed volume control. Power on indicator. One 3-pin XLR connector for party line connection. 1/4-inch phone jack for earphone or earset. Recommended earset: CES-1 complete earset with 125-ohm driver, five-foot cord, acoustic eartube and earcone. Uses same cables and wall plates as BP-1000. Powered from party line.

Note: IFB-1000 does not include Clear-Com compatibility switching.

**BP - 1000**

Portable, 1-channel belt pack headset station for mobile users. High-quality audio system with mic limiter circuit. Rugged low-profile metal case with sturdy belt clip. Recessed volume control. Talk on/off switch with momentary/latching operation. Call send button with receive indicator light. Call receive beep tone with on/off selection. Mic kill receive with on/off selection. Sidetone trimmer. 3-pin male and female XLR loop-through connectors for party line connection. 4-pin male XLR headset connector. Recommended party line cables: ME-25, ME-50, ME-100 or similar 3-pin, low-impedance microphone cable. May use WP-1 Wall Plate to connect to single party line; may use WP-2 Wall Plate to connect to two party lines (switch on WP-2 selects line one/ line two). Powered from party line. Clear-Com compatible.

**BP - 2000**

Portable, 2-channel (switch-selectable\*) belt pack headset station for mobile users. Identical to BP-1000 with following differences: Includes party line select switch with party line one and two indicator lights. 6-pin male and female XLR loop-through connectors for 2-channel connection\*\*. Recommended party line cables: ME-25/2, ME-50/2, ME-100/2 or similar 6-pin, low-impedance microphone cable. May use WP-3 Wall Plate to connect to party lines. Powered from party line. Clear-Com compatible.

\* The BP-2000 accesses one of two party lines at any time for talk, listen, call send/receive, mic kill receive, etc. If full-time listen on two channels is required, use an IC-2B belt pack.

\*\* Since most system cables have 3-pins, a JB-2 Junction Box is recommended to combine the channels before connecting to the BP-2000. The JB-2 provides additional 3-pin and 6-pin loop-through connectors.

**IC - 2B (not shown)**

Portable, 2-channel belt pack for mobile users. Simultaneous listen access to two party lines, with selectable talk on either channel. High-quality audio system with mic limiter circuit. Rugged metal case with sturdy belt clip. Recessed operator controls. Separate latching talk button and listen volume control for each channel. Master mic on/off switch. Select switch for monaural listening or stereo listening. Sidetone trimmer for each channel. 6-pin male and female XLR loop-through connectors for party lines. 5-pin male XLR connector for stereo, dynamic-mic headset. 1/4-inch, 3-conductor phone jack for monaural, carbon-mic headset. Recommended headsets: PH-5, PH-3 or any V-Series headset with MB-11 microphone and CA-30 cable. Powered from party lines.

Note: IC-2B does not include call signaling, mic kill, or Clear-Com compatibility switching.

# S P E A K E R S T A T I O N S

*Audiocom® Speaker Stations can be used for individuals who don't need private headset communication. Use the powerful built-in speaker for party line listening, then add a gooseneck microphone or hand-held microphone for talk-back if required.*

*Speaker Stations can also be used with headsets or handsets if desired. We start with either a 1-channel or 2-channel faceplate, then add the type of box you want to create a portable, wall mount, or desktop station.*



"S" BOX

"U" BOX

"P" BOX

## "S" B O X


Compact design with carrying handle for portable use. Connectors same as "P" box.

## "U" B O X

Used for wall mounted speaker station. Mounts to wall studs. Has side and bottom access holes for permanently installed party line connections. Party line wires connect directly to the terminals on the station faceplate.

## "P" B O X

Used for desktop or console mount applications. Also has a removable carrying handle for portable use. The 3-sided back has mounting holes on each side for maximum mounting flexibility. Has dual, loop-through connectors on the side for party line connections: 1-channel version has 3-pin male and female XLR connectors and accepts ME-25, ME-50, ME-100 or similar, 3-pin, low-impedance microphone cables; 2-channel version has 6-pin male and female XLR connectors and accepts ME-25/2, ME-50/2, ME-100/2 or similar, 6-pin, low-impedance microphone cables. Inside the box, the loop-through connectors have pre-tinned leads for quick connection to the SS 1000/SS 2000 faceplate terminals.



SS 1000



SS 2000

## SS 1000 / SS 2000

### General Features

Available in single or dual channel versions. 2-channel (switch selectable\*) speaker station includes channel select switch with bi-color back-light to indicate selected party line. Available as faceplate only, or in "U" box, "S" box or "P" box. All operating buttons are back-lit for high visibility in low ambient light.

### Other Features

Balanced dynamic-mic headset standard, with unbalanced dynamic-mic selectable via internal switch. Internal sidetone trimmer for each channel. Internal on/off switch for mic kill receive. Internal on/off switches for headset incoming call beep and speaker incoming call beep. Internal switch selects balanced (Audiocom) or unbalanced (Clear-Com) operation. Phantom power standard. May also be locally powered for permanently installed applications.

### User Controls

Master volume control. Momentary/latching talk and listen buttons for each channel. Momentary call send button for each channel, with red flashing back-light for call receive indication. Momentary/latching Panel Mic and Headset Mic on/off buttons.

### Connectors

Faceplate features a 6-position, quick-connect wire terminal strip for "U" box. "S" box and "P" box offer XLR M & F for loop through connections. 4-pin XLR male connector for monaural, dynamic-mic headset. 8-pin NTRK-8F female connector for optional EGM-Series gooseneck microphones.

### Recommended Accessories

Headsets: PH-4, PH-8, HR-1, HR-2, PH-1, PH-2. Handset: HS-6A. Microphones for speaker/microphone operation: EGM-8N, EGM-12N or EGM-18N gooseneck microphones, NC-450A hand-held microphone.

\* Note: The SS 2000 accesses only one of two party lines at any time for talk, listen, call send/receive, mic kill receive, etc.



HR-1



HR-2



PH-4



PH-8



PH-8000



PH-3500



PH-1



PH-2



V-210



V-220

## H R - 1 / H R - 2

The HR-1 and HR-2 are medium-weight noise-reduction headsets with dynamic noise cancelling microphones, a noise reduction rating of 21 dB — suitable for use in moderately noisy environments. These models feature a unique headband design that distributes ear cushion pressure evenly over the entire ear with no points, and fold into an extremely compact shape for storage. Straight cord with XLR-4 type plug.

## P H - 4

Super lightweight, dual-sided for day-long comfort. High-quality monaural dynamic earphones with dynamic noise cancelling microphone on adjustable boom. Straight cord with XLR-4 type plug.

## P H - 8

Super lightweight, single-sided headset for the ultimate in day-long comfort. High-quality monaural dynamic earphone with dynamic noise cancelling microphone on adjustable boom that can be bent to practically any position. Straight cord with XLR-4 type plug.

## P H - 8 0 0 0

Super lightweight single-sided headset with waterproof microphone and sealed headband that make it a great choice for high-moisture environments. The PH-8000 is ideal for maximum comfort in a low noise environment, or for wearing under a helmet or under hearing protection gear. **Only available with electret type microphone element.** Straight cord with XLR-4 type plug.

## P H - 3 5 0 0

This powerful 13.6 oz. headset sets the standard for passive lightweight noise reduction, with an NRR of 24 db. Designed for comfort, the headset includes an easy to adjust tension system (patent pending) for proper fit and protection, as well as a new headband design, stereo/mono switch and dual volume controls. Includes foam and gel ear cushions, and carrying case. **Only available with electret type microphone element.** Straight cord with XLR-4 type plug.

## P H - 1

Single-sided headset with foam-filled cushion effectively reduces ambient noise. Dynamic, monaural earphones with dynamic noise cancelling microphone attached to a continuously adjustable ball joint. Straight cord with clothing clip and XLR-4 type plug.

## P H - 2

Dual-sided headset with foam-filled cushion effectively reduces ambient noise. Dynamic, monaural earphones with dynamic noise cancelling microphone attached to a continuously adjustable ball joint. Straight cord with clothing clip and XLR-4 type plug.

## V - 2 1 0 / V - 2 2 0


The V-Series headsets are high fidelity, studio quality products that may be tailored to most any need using modular cord sets and microphones. The V-210 is a single-sided headset, the V-220 is dual-sided, and both have a unique ball and socket boom with a flex-section boom for extra-flexible mic movement. The V-Series' unique floating earcups adjust to virtually any head size or shape for maximum comfort.

Note: All Audiocom brand station equipment shown in this catalog requires a headset with a female XLR-4 plug.



EGM-8/12/18

BOP-1000



TW-7W

XP-ES4000

XP-4PGM

US-PG



WP-1



WP-2



WP-3




CCB-1




JB-2



TW-5W



RMK-S



RMK-M



RMK-D



SSA-324#U

### EGM - 8 / 12 / 18

Electret gooseneck microphones with matte black finish, 8-pin Neutrik bayonet type connector. For use with US2000A and SS 1000/SS 2000 stations. Available in 8", 12" or 18" length.

### BOP - 1000

Chrome 19" blank mounting rack — Required for mounting the following break out panels:

#### TW - 7W

One female XLR-3 into seven male XLR out (1/2 rack wide).

#### XP - ES4000

15-pin female on ES4000 into eight XLR-3 — One male and one female for each of four channels (1/2 rack wide).

#### XP - 4PGM

9-pin male program input on ES4000 into four XLR-3 female (1/4 rack wide).

#### US - PG

9-pin male program input on US2000 into two XLR-3 male plus 1/8" stereo PA output into a XLR-3 female (1/4 rack wide).

### WP - 1

Single Channel Wall Plate — Male XLR-3 type connector.

### WP - 2

Single Channel Wall Plate with two-channel switch — Male XLR-3 type connector.

### WP - 3

Two-Channel Wall Plate — Male XLR-6 type connector.

### CCB - 1

Telex/Clear-Com Interface is designed to interface an Audiocom balanced line with an unbalanced line product.

### JB - 2

Junction Box is a breakout box that can take one two-channel cable and split it into two single-channel outputs, or it can take two single-channel cables and combine them to form one single two-channel cable. It includes one male and one female XLR-3 type connector for each channel, and one male and two female XLR-6 type connectors for channels one and two combined.

### TW - 5W

Splitter Box one in five out cable splitter — One female XLR to five male XLR.

### RMK - S

Single Rack Mount Kit for one US2000A, ES4000A, PS4000 or SPS2000A in center of 19" rack.

### RMK - M

Quad Rack Mount Kit mounts 1/4 rack components (SPK1000) with 1/2-rack components (US2000A, ES4000A, PS4000), or 3-1/4-rack components together in 19" rack.

### RMK - D

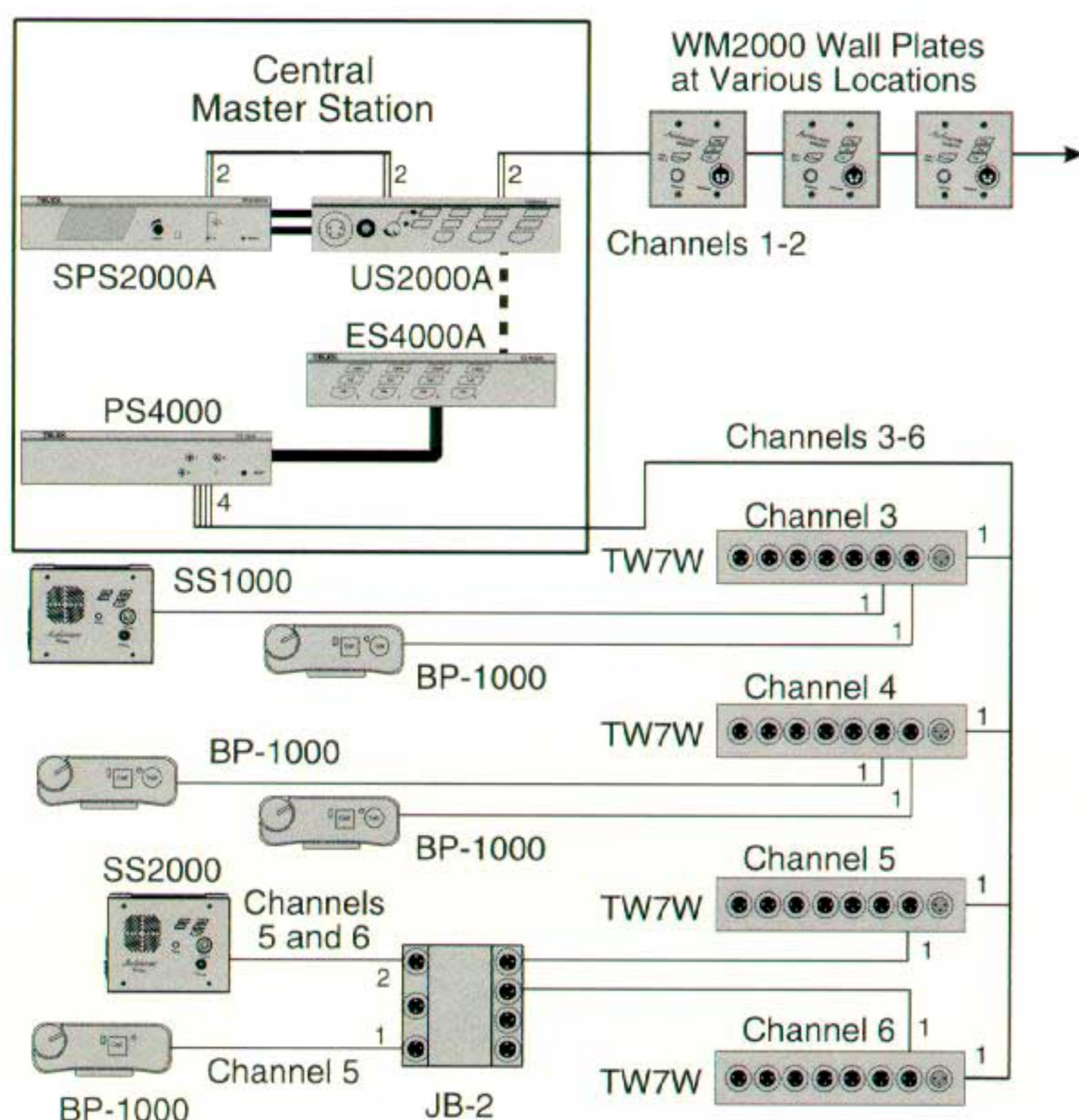
Dual Rack Mount Kit for two: US2000A, ES4000A, PS4000, or SPS2000A (side by side in 19" rack).

### SSA - 324#U

System-to-system adapter interfaces two channels of 2-wire to 4-wire conversion or one channel of 2-wire to 4-wire system conversion.

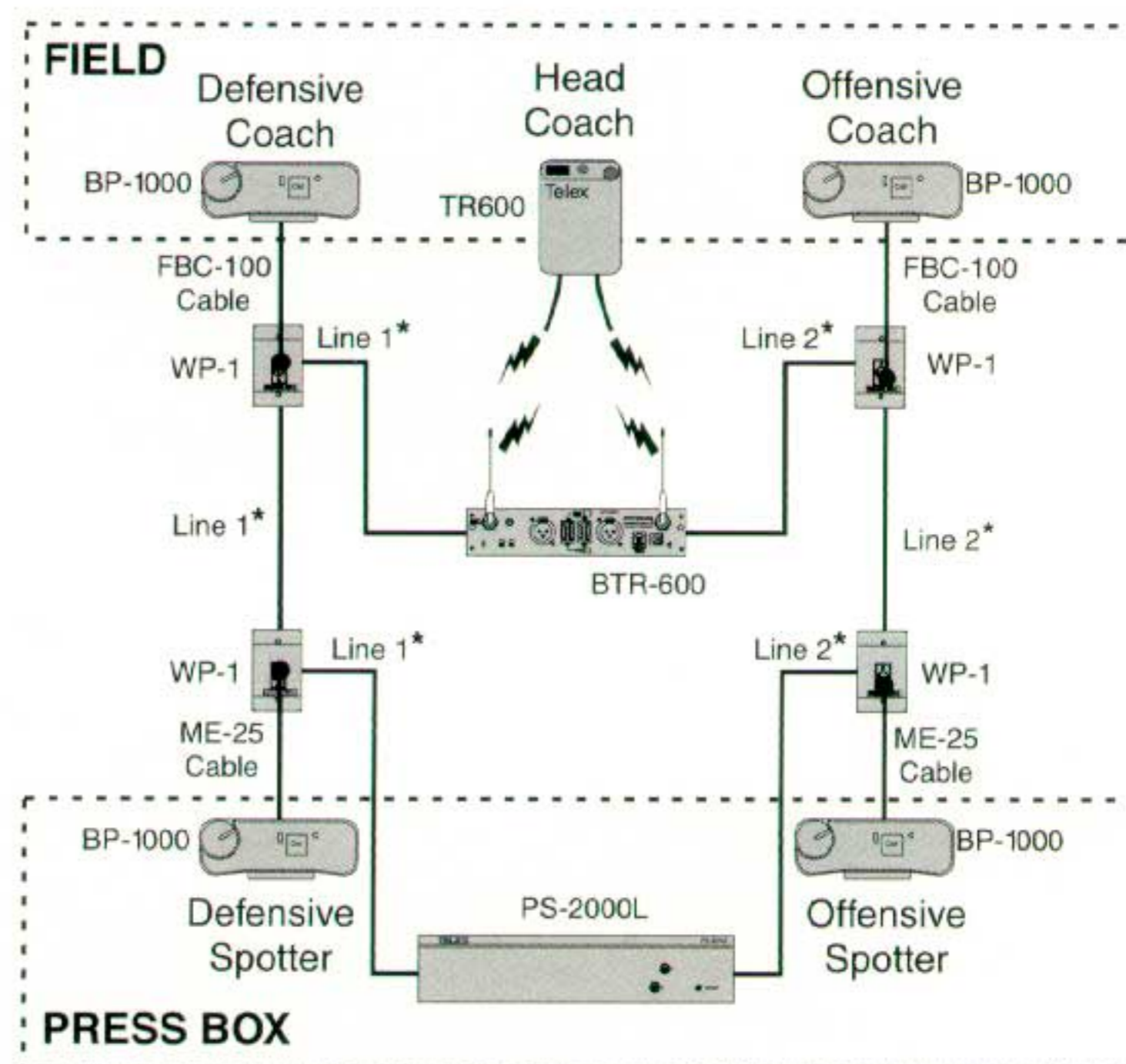
Not Shown: SPK-1000: IC-4SX, SPK-2000: PS-X, Cables ME-25, 50, 100, 25/2, 50/2, 100/2

## SIX-CHANNEL PARTY LINE SYSTEM



A small intercom system with WM2000 Wall Mount Stations on channel 1 and 2 connected in a "daisy-chain" cable configuration, and various speaker stations and belt packs on channels 3-6 connected in a "home-run" cable configuration. Each TW7W has several spare connectors for additional stations.

## TYPICAL FOOTBALL SYSTEM

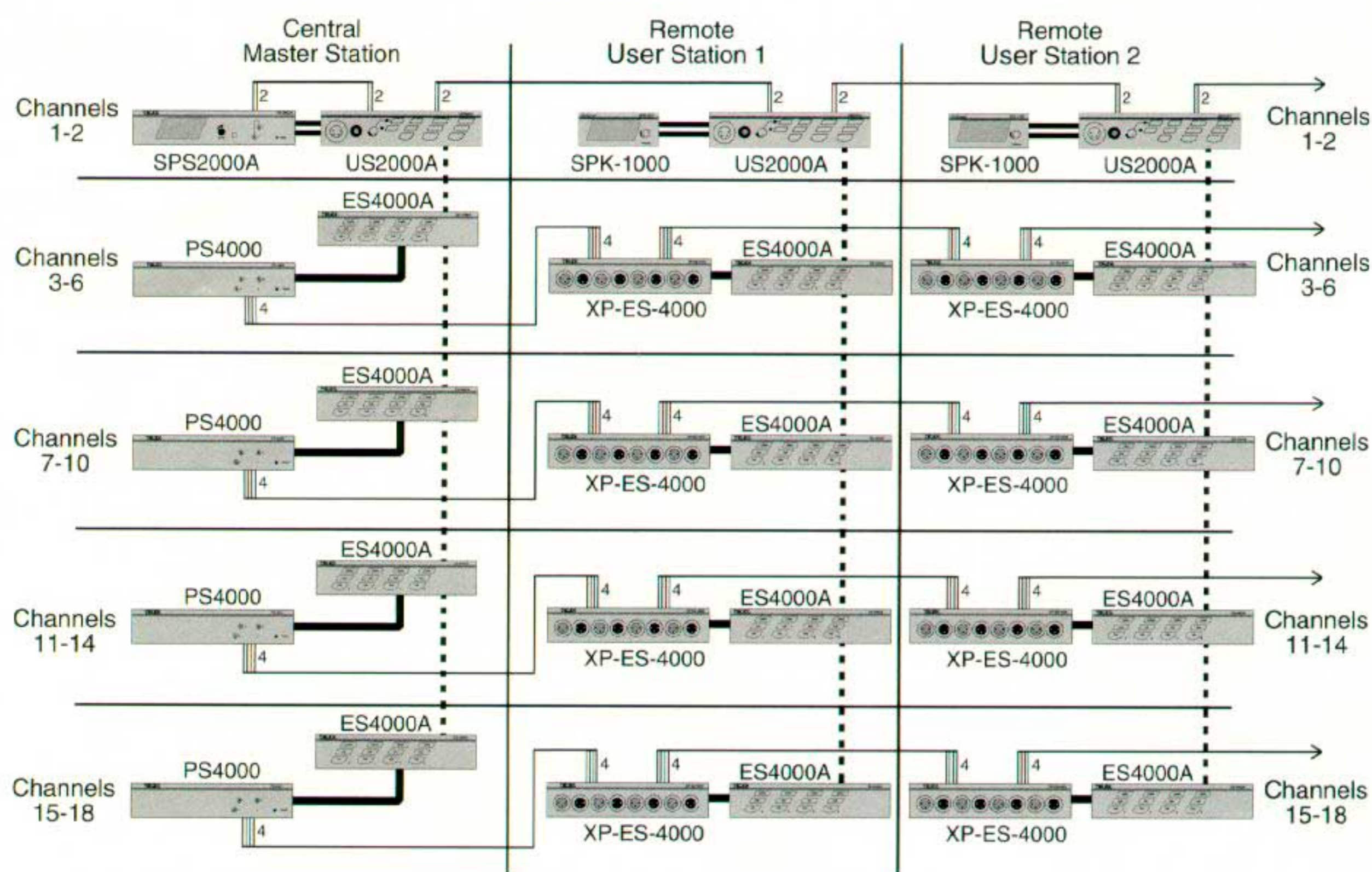


\* Permanent wiring. Two shielded, twisted pairs, 22 AWG.

A 2-Channel Football Intercom System with defensive personnel on line 1 and offensive personnel on line 2. The PS-2000L can combine or isolate the defensive and offensive personnel. The head coach uses a wireless TR600 belt pack and can communicate with both lines.

## AUDIOCOM® MODULAR

### EXPANDABILITY: AN OVERVIEW





## DSP DIGITAL MATRIX SYSTEM

You need the power and programmability of a top of the line digital matrix intercom, but want it for the price of a party line intercom system or an analog matrix intercom system. You need the capabilities of a full-featured digital matrix intercom system, but have limited space in which to add the equipment.

The RTS Zeus™ 2400 DSP Matrix intercom system provides 24 channels of high-quality audio in a compact 2 rack unit package. Each channel is capable of supporting any of the Telex line of matrix key panels, or 4 wire inputs and outputs for program and IFB feeds.

The Zeus 2400 system comes complete with Zeus-Edit, Windows®-based, full-featured configuration software, providing on-line and off-line configuration capabilities. Zeus-Edit includes a number of preset system configurations to get any installation up and running in a fast and efficient manner.

## R A D I O C O M™

*RadioCom™ wireless communication equipment is designed to increase user mobility and simplify set-up. All of the products are designed to be used with Audiocom, RTS® and other wired intercom systems.*

### TT-44/TR-34 WIRELESS IFB

This wireless IFB system provides a wireless link to on-air talent. The TT-44 is a 16 channel synthesized transmitter which operates in the 64-68 MHz range. The matching TR-34 is a 16 channel tunable receiver designed to be used with standard IFB earpieces.

### BTR-200 VHF WIRELESS INTERCOM

The BTR-200 system is a full duplex wireless intercom system that operates in the 150-216 MHz range. The BTR-200 Master Station supports up to four TR-200 portable transceivers. The BTR-200 is compatible with Audiocom, RTS and Clear-Com wired intercom systems. The portable transceiver (TR-200) is a totally self-contained lightweight polycarbonate belt pack which will operate for up to 24 hours on six AA Alkaline batteries.



14

### BTR-600 UHF WIRELESS INTERCOM

The BTR-600 system is a full duplex wireless intercom system that operates in the 520-760 MHz range. The BTR-600 is encrypted for security and has the ability to switch between two channels of wired intercom. It is compatible with Audiocom, RTS TW intercom systems as well as RTS Digital Matrix and other 4 wire communication systems. The portable transceiver (TR-600) is a totally self-contained lightweight magnesium belt pack which will operate for up to 12 hours on six AA Alkaline batteries. Up to sixteen systems may be operated simultaneously.

### BTR-500 UHF WIRELESS INTERCOM

Same as BTR-600 system without encryption.

Please consult factory for additional information on these products.

PRODUCTS	HEIGHT	WIDTH	DEPTH	WEIGHT
BP-1000/2000	2" (51 mm)	3.5" (89 mm)	5" (127 mm)	1.5 lbs (.68 kg)
BTR-200 II	1.75" (44 mm)	15.75" (400 mm)	10.5" (267 mm)	4.5 lbs (2 kg)
BTR-500	1.75" (44 mm)	8.25" (210 mm)	11.25" (286 mm)	4 lbs (1.8 kg)
BTR-600	1.75" (44 mm)	8.25" (210 mm)	11.25" (286 mm)	4 lbs (1.8 kg)
CCB-1	1.625" (41 mm)	2.625" (67 mm)	5" (127 mm)	16 oz (454 g)
ES4000A	1.75" (44.5 mm)	8.25" (210 mm)	10" (254 mm)	1.3 lbs (.59 kg)
IC-2B	1.75" (44 mm)	4" (117 mm)	5.5" (140 mm)	26 oz (737 g)
IC-4SX	3.5" (89 mm)	8.25" (209.5 mm)	11.25" (286 mm)	7.19 lbs (3.26 kg)
PS2000L	1.75" (44 mm)	8.25" (209.5 mm)	9.5" (241 mm)	8 lbs (3.6 kg)
PS4000A	1.75" (44.5 mm)	8.25" (210 mm)	10.2" (259 mm)	2.25 lbs (1 kg)
PS-X	1.75" (44.5 mm)	8.25" (210 mm)	10.2" (259 mm)	2.25 lbs (1 kg)
SPK-1000	1.75" (44.5 mm)	4.13" (105 mm)	5.4" (137 mm)	9.5 oz (269 g)
SPK-2000	1.75" (44.5 mm)	8.25" (210 mm)	10.31" (262 mm)	2.5 lbs (1.13 kg)
SPS-2000A	1.75" (44.5 mm)	8.25" (210 mm)	10.2" (259 mm)	2.25 lbs (1 kg)
SSA-324	1.72" (44.0 mm)	8.19" (208 mm)	8.0" (204 mm)	2.75 lbs (1.3 kg)
SS 2000/1000P	8.5" (216 mm)	9.5" (241.5 mm)	4.1" (103 mm)	5 lbs (2.2 kg)
SS 2000/1000S	6.6" (168 mm)	8.46" (214 mm)	2.08" (52.5 mm)	5 lbs (2.2 kg)
SS 2000/1000U	6.1" (153.5 mm)	8.1" (204.8 mm)	3.15" (79.5 mm)	5 lbs (2.2 kg)
TR-200/TR-200P	2" (51 mm)	4.25" (108 mm)	4.125" (105 mm)	13 oz (369 g) w/batts.
TR-500/600	5.88" (149 mm)	4.0" (102 mm)	1.63" (41 mm)	22 oz (625 g) w/batts.
US2000A	1.75" (44.5 mm)	8.25" (210 mm)	10" (254 mm)	1.3 lbs (.59 kg)
WM1000/2000	4.5" (114 mm)	4.6" (117 mm)	2.3" (58 mm)	16 oz (454 g)

PRODUCTS	DC REQUIREMENTS	MAX CURRENT
BP-1000/2000	24 Vdc (line only)	65 mA
CCB-1	24 Vdc (line only)	12 mA
ES4000A	12 Vdc local/24 Vdc line	150 mA
IC-4SX	24 Vdc (balanced line only)	240 mA
SPK1000	12-18 Vdc (local only)	150 mA
SPK2000	12-18 Vdc (local only)	150 mA
SS 1000/2000	12 Vdc local/24 Vdc line	175 mA
US2000A	12 Vdc local/24 Vdc line	150 mA
WM1000/2000	12 Vdc local/24 Vdc line	65 mA

PRODUCTS	INPUT REQUIREMENTS	POWER OUTPUT
PS-1F	105-125 VAC, 50-60 Hz	0.5 Amps/12 watts
PS-X	95-255 VAC, 50-400 Hz	2.0 Amps/48 watts *
PS2000L	105-125 VAC, 50-60 Hz	2.0 Amps/48 watts *
PS4000A	95-255 VAC, 50-400 Hz	2.0 Amps/48 watts *
SPS2000A	95-255 VAC, 50-400 Hz	2.0 Amps/48 watts *

All models available in 220 VAC.

\*Current draw in excess of 1.5 Amps may require an external cooling fan.

#### AUDIOCOM SYSTEM SPECIFICATIONS

**Audio Line Impedance:** 300 ohm per channel — typically supplied by system Power Supply — unless locally powered.

**Station Bridging Impedance:** (Individual Stations) 10K ohms nominal.

**DC Line Voltage:** 24 Vdc nominal — 17 to 30 Vdc operational.

**Wiring Requirements:** 22 gauge stranded, twisted pair plus shield or additional pair — per channel.

**Station Inputs:** Microphone (electret): 2-10K ohm mics.  
Microphone (dynamic): 50-200 ohm mics.

**Station Outputs:** Headphone: 150-600 ohm phones.

**Operating Distance:** Typical two station with a single 24 Vdc Power Supply, 1 mile without light signalling using 22 AWG stranded, twisted cable. System performance over long distances is directly relative to cable length, cable capacitance, wire size, and the current drain of all of the stations connected.

# Telex®

TELEX COMMUNICATIONS, INC. • 9600 Aldrich Avenue South, Minneapolis, MN 55420 • Tel: 612-887-5550, Fax: 612-884-0043  
E-mail: pro.sound@telex.com • Web page: www.telex.com